



ACGME

Accreditation Council for
Graduate Medical Education

MILESTONES

REPORT 2024

Obstetrics and Gynecology

Sonia Sangha, MPH

Sudarshan Kondur, MS

Hina Shah, BA

Kenji Yamazaki, PhD

Alex Lekdee, MS, MBA

Laura Edgar, EdD, CAE

Sean O. Hogan, PhD

MILESTONES NATIONAL REPORT 2024

EXECUTIVE SUMMARY

Since 2013, the Milestones have allowed for continuous tracking of skill and competence development of resident and fellow physicians throughout their graduate medical education (GME) program(s). The Milestones were designed to assist residency and fellowship programs in developing highly competent physicians and meet the 21st-century health care needs of the public. The report is a snapshot of Milestones ratings for the second half of the reporting period..

Osteopathic Recognition Milestones

For the second year, this report displays box plots for programs that use the Osteopathic Recognition Milestones. Osteopathic Recognition emerged from a collaborative agreement among the ACGME, American Osteopathic Association (AOA), and American Association of Colleges of Osteopathic Medicine (AACOM) as part of the transition to a single GME accreditation system. Launched in 2015, Osteopathic Recognition is available to ACGME-accredited programs that integrate Osteopathic Principles and Practice into the program's curriculum and demonstrate substantial compliance with the ACGME Osteopathic Recognition Requirements. The Osteopathic Recognition Milestones were first published in August 2015. The Osteopathic Recognition Committee (previously called the Osteopathic Principles Committee) first conferred Osteopathic Recognition in November 2015, allowing recognized programs to designate osteopathic residents/fellows and report Osteopathic Recognition Milestones in the ACGME Accreditation Data System (ADS). The 2.0 version of these Milestones was published in August 2021, with implementation in July 2022. See the [Osteopathic Recognition section](#) of the ACGME website for more resources.

Specialties that had a program(s) with Osteopathic Recognition during the 2023-2024 academic year:

- Anesthesiology
- Dermatology
- Diagnostic Radiology
- Emergency Medicine
- Family Medicine
- Internal Medicine
- Neurological Surgery
- Neurology
- Obstetrics and Gynecology
- Orthopaedic Surgery
- Otolaryngology – Head and Neck Surgery
- Pediatrics
- Physical Medicine and Rehabilitation
- Plastic Surgery
- Psychiatry
- Surgery
- Urology
- Internal Medicine-Pediatrics

Summary of Findings

- 1) Across all specialties, the number of subcompetencies assessed is provided (including Osteopathic Recognition). The ACGME accredited 13,393 programs across 146 specialties and subspecialties, while providing education and training for 162,644 residents and fellows, during the 2023-2024 academic year. An important note about a change reflected in this year's update: The number of accredited specialties and subspecialties is lower than it was in the past; this is because multidisciplinary subspecialties were counted multiple times. The ACGME's Accreditation Standards and the data teams determined that 146 more accurately reflects the number of specialties and subspecialties we accredit.

MILESTONES NATIONAL REPORT 2024

- 2) Across all specialties, box plots show the mean and median of Milestones ratings, as well as the variance, in general attainment across years.
- 3) Overall rates of straight-lining appear to be the same as in previous years.

The ACGME website includes many resources to help understand the purpose and effective use of the Milestones and Milestones ratings. These include the *Milestones Guidebook*, the *Milestones Guidebook for Residents and Fellows*, and Milestones FAQs, as well as the *Assessment Guidebook*, the *Implementation Guidebook*, and the *Clinical Competency Committee Guidebook*, all accessible on the [Resources page](#) of the Milestones section of the ACGME website.

Intended Audience

The intended audience for this report includes program directors and members of programs' Clinical Competency Committees (CCCs); leaders within specialty societies who oversee the development of national curricula; members of the ACGME Review and Recognition Committees who oversee accreditation and recognition of individual programs; and the residents, fellows, and faculty members in these programs. Other stakeholders who may benefit from this report include specialty boards, designated institutional officials (DIOs), policymakers, and the public.

MILESTONES NATIONAL REPORT 2024

TABLE OF CONTENTS

(Click any category below to advance to a specific table)

How to Use These Findings	5
Table 1 – Purpose and Function of Milestones	5
Methods	6
Overarching Themes	6
References	9
Table 2 – Number of Subcompetencies by Specialty	11
Table 3 – Number of Residents/Fellows by Year in Program	16
Table 4 – Rate of Straight-Lining (June 2023)	21
Figure 1: Key to Box Plots	26
Table 64 – Obstetrics and Gynecology MILESTONES DATA BOX PLOTS	28
Table 64a – Obstetrics and Gynecology (Osteopathic Recognition) MILESTONES DATA BOX PLOTS	34
Tables 65-69 – Obstetrics and Gynecology Subspecialties MILESTONES DATA BOX PLOTS	36
Table 65 Complex Family Planning	
Table 66 Female Pelvic Medicine and Reconstructive Surgery (multidisciplinary)	
Table 67 Gynecologic Oncology	
Table 68 Maternal-Fetal Medicine	
Table 69 Reproductive Endocrinology and Infertility	

A Note on Specialty and Subspecialty Names

In this report, specialty and subspecialty names align with the way they appear in the specialty-/subspecialty-specific Program Requirements and in the Milestones documents; these names may differ from how they appear in the Accreditation Data System and ACGME Data Resource Book.

MILESTONES NATIONAL REPORT 2024

HOW TO USE THESE FINDINGS

As can be seen in the data, there is a wide range of attainment across Milestones. This variation is likely due to differences in curriculum and/or assessment practices. This should be viewed as welcome news, as it is a signal the Milestones data are providing useful information to drive continuous quality improvement (CQI) in GME. Since the launch of the Milestones initiative in 2013, numerous validity studies have been performed to understand the strengths and weaknesses while informing ongoing improvements (Milestones Bibliography 2023). Multiple research studies informed the creation of Milestones 2.0 for every specialty. More recently, studies have shown that when controlling for program variation (Park et al. 2024; Ekpenyong et al. 2022; Hamstra et al. 2019), there are correlations between Milestones assessments near the point of graduation and early-career patient care outcomes (Smith et al. 2024), and outcomes in terms of patients' satisfaction with their physicians (Han et al. 2023).

All ACGME-accredited specialties/subspecialties implemented Milestones 2.0 by the end of the 2023-2024 academic year. To learn more about the adoption dates for Milestones 2.0 by specialty, see the Completed Specialties and Subspecialties and Effective Dates found on the [Milestones Overview](#) page of the ACGME website. To learn more about how Milestones are developed and their intended purpose, see the Milestones Guidebook found on the [Milestone Resources page](#) of the ACGME website.

The table below provides some specific purposes and functions of the Milestones organized by stakeholder groups.

Table 1 – Purpose and Function of Milestones

CONSTITUENCY OR STAKEHOLDER	PURPOSE/FUNCTION
Residents and Fellows	<ul style="list-style-type: none">• Provide a descriptive, developmental roadmap for education and training within a specialty or subspecialty• Increase transparency of performance requirements• Encourage informed self-directed assessment and self-directed learning• Facilitate better feedback• Facilitate development of individualized learning plans by residents and fellows
Residency and Fellowship Programs	<ul style="list-style-type: none">• Guide curriculum and assessment tool development and improvements• Provide meaningful framework for the CCC (e.g., help create shared mental model)• Provide more explicit expectations of residents and fellows• Enhance opportunity for early identification of struggling learners• Early identification of advanced learners and the need to continuously challenge them
ACGME and the Public	<ul style="list-style-type: none">• Accountability – report at an aggregated national level on competency outcomes• Build community for evaluation and research, with focus on CQI
Certification Boards	<ul style="list-style-type: none">• Enable ongoing research to improve certification processes

MILESTONES NATIONAL REPORT 2024

METHODS

Every six months, the ACGME receives more than 3.8 million Milestones ratings of more than 162,000 learners from residency and fellowship programs in more than 140 specialties and subspecialties across the US, including Puerto Rico and the District of Columbia. The box plots reported in the following pages summarize these data.

OVERARCHING THEMES

Examining the dataset in terms of gradual progression of competence shows that during the 2023-2024 academic year:

- 1) Generally, across all specialties/subspecialties and all programs, learners show progressive attainment of milestones across time in their program;
- 2) Not all residents/fellows reach Level 4, which is an educational goal and not a requirement or mandate, by the time of graduation; and,
- 3) Each specialty/subspecialty shows variation in attainment of the specific milestones.

Research to date suggests the following possible reasons for these findings:

- 1) Meaningful differences in actual performance;
- 2) Differences in the complexity of the Milestones competency language as written for a particular specialty or subspecialty;
- 3) Differences in understanding and interpretation of the Milestones, especially for the non-Patient Care (PC) and Medical Knowledge (MK) Milestones;
- 4) Differences in clinical exposure in specific competencies of some residents/fellows in some programs;
- 5) Differences in the quality of assessment methods;
- 6) Differences in the types of assessment methods used to show attainment of a particular milestone;
- 7) Differences in the combinations of assessment tools used in a program of assessment; and,
- 8) Differences in CCC processes and approaches for determining milestone attainment.

Of course, many other factors may be at play, and these are the subject of ongoing research. The data should only be reported in the context of interpretive statements and assumptions relevant to the particular stakeholder group, (i.e., DIOs, program directors, residents/fellows, the public). It is important to remember that the Milestones are designed for use as formative assessments to be used in the spirit of CQI, and that Level 4 is an educational goal and not a requirement or mandate. To fully interpret and understand the results of Milestones analyses and validity studies, there must also be full awareness of the consequences, with appropriate diligence in providing context for proper interpretation of any rating result (Hubley and Zumbo 2011).

MILESTONES NATIONAL REPORT 2024

Straight-Lining Ratings

Straight-lining ratings are defined as a string of identical Milestones ratings for an individual learner across all subcompetencies. In the original vision of the ACGME's current accreditation model, it was assumed that performance across subcompetencies would vary based on contextual factors, curricular design, content of each subcompetency, and psychometric item response theory. For example, a learner would not necessarily be expected to have exactly the same ratings for the milestones in Patient Care, Interpersonal and Communication Skills, and Systems-Based Practice during a given six-month period. Accurate detection of true variation in ratings among subcompetencies would theoretically be useful for targeted feedback to each learner.

Method: The rate of straight-lining was calculated as follows: if any resident's or fellow's string of Milestone ratings was identical across all subcompetencies, the resident or fellow was assigned a value of "1;" otherwise, "0." The table provides the percentage of residents or fellows nationally who were assigned a value of "1" (meaning they had received the same rating for all their milestones).

Interpretation: Nationally, the ACGME is working to understand whether this straight-lining effect represents a true reflection of resident competence, or if CCCs may have difficulty in interpreting the specificity of each subcompetency for other reasons within local contexts (e.g., difficulty obtaining valid and defensible ratings through lack of resources). If a program notes high rates of straight-lining, it would be important for the program director and CCC to reflect on the causes and whether such a Milestones profile is an accurate assessment of the program's residents or fellows. Of note, it is theoretically possible that an individual learner could be assigned identical milestone ratings across all subcompetencies (e.g., straight-lining for Milestones in Level 4 can be a valid rating pattern for the senior-most residents who, at the time of graduation, have truly achieved Level 4 in all subcompetencies).

While all specialties and subspecialties have adopted the 2.0 version of their Milestones, this transition does not appear to have affected the overall rate of straight-lining at the national level. These issues continue to be the subject of ongoing qualitative studies with collaborators from various specialties and subspecialties.

Milestones 2.0

In response to the feedback received and research completed to date, the Milestones language has now been revised across most specialties and subspecialties to make it easier for program directors to understand and implement locally. Additionally, Milestones language was harmonized across specialties and subspecialties, for the competencies of Professionalism, Interpersonal and Communication Skills, Systems-Based Practice, and Practice-Based Learning and Improvement (Edgar, Roberts, and Holmboe 2018; Edgar et al. 2018).

Limitations

While the interpretations and conclusions that can be drawn from the data presented in this report are based on a single point in time (June 2024), trends for stability in the data patterns for academic year-end since June 2014 have recently been examined for the earliest reporting specialties and subspecialties. Most of the Milestones data show signs of stability across this period, which lends greater confidence to the potential interpretations and conclusions that can be drawn from them.

Future Directions

The Milestones data show interesting patterns of variation that require further research to understand their full implications. In the meantime, caution should be exercised in how these results are interpreted and communicated to various stakeholders.

MILESTONES NATIONAL REPORT 2024

Acknowledgments

The authors wish to thank the program directors for their valuable insights, as well as the various stakeholder groups to whom preliminary versions of these results have been presented over past years.

Contact Us:

milestones@acgme.org

MILESTONES NATIONAL REPORT 2024

REFERENCES

- Batalden, Paul, David Leach, Susan Swing, Hubert Dreyfus, and Stuart Dreyfus. 2002. "General Competencies, and Accreditation in Graduate Medical Education." *Health Affairs* 21: 103-111. doi: 10.1377/hlthaff.21.5.103.
- Bodenheimer, T., and C. Sinsky. 2014. "From Triple to Quadruple Aim: Care of the Patient Requires Care of the Provider." *Annals of Family Medicine* 12 (6): 573-576. doi:10.1370/afm.1713
- Edgar, Laura, Sydney Roberts, Eric S. Holmboe. 2018. "Milestones 2.0: A Step Forward." *Journal of Graduate Medical Education* 10 no. 3 (June): 367-369. doi: 10.4300/JGME-D-18-00372.1. PMID: 29946411; PMCID: PMC6008021.
- Edgar, Laura, Sydney Roberts, Nicholas A. Yaghmour, A. Leep Hunderfund, Stan J. Hamstra, Lisa Conforti, and Eric S. Holmboe. 2018. "Competency Crosswalk: A Multispecialty Review of the Accreditation Council for Graduate Medical Education Milestones Across Four Competency Domains." *Academic Medicine* 9; no. 37, (July):1035-1041. doi: 10.1097/ACM.0000000000002059. PMID: 29166350.
- Ekpenyong, Andem, Laura Edgar, LuAnn Wilkerson, and Eric S. Holmboe. 2022. "A Multispecialty Ethnographic Study of Clinical Competency Committees (CCCs)." *Medical Teacher* 44 (11): 1228-1236. doi: 10.1080/0142159X.2022.2072281. PMID: 35635737.
- Ericsson, K. Anders 2007. "An Expert-Performance Perspective of Research on Medical Expertise: The Study of Clinical Performance." *Medical Education* 41 (12): 1124-30. doi: 10.1111/j.1365-2923.2007.02946.x.
- Hamstra, Stanley J., Kenji Yamazaki, Melissa A. Barton, Sally A. Santen, Michael S. Beeson, and Eric S. Holmboe. 2019. "A National Study of Longitudinal Consistency in ACGME Milestone Ratings by Clinical Competency Committees: Exploring an Aspect of Validity in the Assessment of Residents' Competence." *Academic Medicine* 94 (10): 1522-1531. doi: 10.1097/ACM.0000000000002820. PMID: 31169540; PMCID: PMC6760653.
- Hodges, B.D. 2010. "A Tea-Steeping or i-Doc Model for Medical Education?" *Academic Medicine* 85 no. 9 (September Supplement): S34-S44.
- Hubley, A.M. and B.D. Zumbo. 2011. "Validity and the Consequences of Test Interpretation and Use." *Social Indicators Research* 103: 219-230.
- Institute of Medicine (IOM). 2014. Graduate Medical Education that Meets the Nation's Health Needs. Washington, DC: The National Academies Press.
- McGaghie, W.C., J.H. Barsuk, and D.B. Wayne. 2017. "The Promise and Challenge of Mastery Learning." *Advances in Medical Education and Practice* 22; no. 8, (June): 393-394. doi: 10.2147/AMEP.S141073. PMID: 28790876; PMCID: PMC5489053.
- Messick S. 1989. "Validity." In *Educational Measurement, Third Edition*, edited by R.L. Linn, 13-103. New York: American Council on Education and Macmillan.
- Milestones Bibliography December 2022. Accessed at: <https://www.acgme.org/milestones/research/>
- Nasca, Thomas J. 2015. "Professionalism and Its Implications for Governance and Accountability of Graduate Medical Education in the United States." *Journal of the American Medical Association* 313 (18): 1801-2.

MILESTONES NATIONAL REPORT 2024

- Nasca, Thomas J., Ingrid Philibert, Timothy Brigham, and T.C. Flynn. 2012. "The Next Accreditation System: Rationale and Benefits." *New England Journal of Medicine* 366: 1051-1056.5.
- Park, Yoon Soo, Michael S. Ryan, Sean O. Hogan, et al. "Transition to Residency: National Study of Factors Contributing to Variability in Learner Milestones Ratings in Emergency Medicine and Family Medicine." *Academic Medicine* 98 (11S): S123-S132. doi: 10.1097/ACM.0000000000005366. PMID: 37983405.
- Pusic, M.V., K. Boutis, R. Hatala, and D.A. Cook. 2015. "Learning Curves in Health Professions Education." *Academic Medicine* 90, no. 8 (August): 1034-42. doi: 10.1097/ACM.0000000000000681. PMID: 25806621.
- Smith, Brigitte K., Kenji Yamazaki, Ara Tekian, et al. 2024. "Accreditation Council for Graduate Medical Education Milestone Training Ratings and Surgeons' Early Outcomes." *JAMA Surgery* 159 (5): 546-552. doi: 10.1001/jamasurg.2024.0040. PMID: 38477914. PMCID: PMC10938242.
- Sullivan, G., D. Simpson, T. Cooney, and E. Beresin. 2013. "A Milestone in the Milestones Movement: The *JGME* Milestones Supplement." *Journal of Graduate Medical Education* (March Supplement): 1-4.

Table 2 – Number of Subcompetencies by Specialty

Specialty/Subspecialty Name	Number of Subcompetencies						
	Total	PC	MK	SBP	PBLI	PROF	ICS
Allergy and Immunology	19	4	3	4	2	3	3
Anesthesiology	23	10	2	3	2	3	3
Anesthesiology (Osteopathic Recognition)	7	2	1	1	1	1	1
Adult Cardiothoracic Anesthesiology	23	7	5	3	2	3	3
Critical Care Medicine (multidisciplinary)	19	5	2	3	2	3	4
Obstetric Anesthesiology	20	5	2	3	3	3	4
Pain Medicine (multidisciplinary)	21	6	2	3	3	4	3
Pediatric Anesthesiology	20	7	2	3	2	3	3
Pediatric Cardiac Anesthesiology	21	7	3	3	2	3	3
Regional Anesthesiology and Acute Pain Medicine	17	3	3	3	2	3	3
Colon and Rectal Surgery	27	13	2	3	2	4	3
Dermatology	21	8	2	3	2	3	3
Dermatology (Osteopathic Recognition)	7	2	1	1	1	1	1
Dermatopathology (multidisciplinary)	19	4	3	4	2	3	3
Micrographic Surgery and Dermatologic Oncology	18	4	2	4	2	3	3
Pediatric Dermatology	21	5	2	3	3	4	4
Emergency Medicine	22	8	2	4	2	3	3
Emergency Medicine (Osteopathic Recognition)	7	2	1	1	1	1	1
Emergency Medical Services	19	4	2	5	2	3	3
Medical Toxicology (multidisciplinary)	22	4	5	5	2	3	3
Pediatric Emergency Medicine (multidisciplinary)	24	9	2	4	2	4	3
Sports Medicine (multidisciplinary)	20	6	3	3	2	3	3
Undersea and Hyperbaric Medicine (multidisciplinary)	22	4	4	5	3	3	3
Family Medicine	19	5	2	4	2	3	3
Family Medicine (Osteopathic Recognition)	7	2	1	1	1	1	1
Clinical Informatics (multidisciplinary)	21	2	2	3	5	5	4
Geriatric Medicine (multidisciplinary)	22	6	2	4	2	4	4
Hospice and Palliative Medicine (multidisciplinary)	20	4	3	4	2	3	4
Sports Medicine (multidisciplinary)	20	6	3	3	2	3	3
Sports Medicine (multidisciplinary, Osteopathic Recognition)	7	2	1	1	1	1	1
Internal Medicine	21	6	3	3	2	4	3
Internal Medicine (Osteopathic Recognition)	7	2	1	1	1	1	1
Adult Congenital Heart Disease	19	5	2	3	2	3	4
Advanced Heart Failure and Transplant Cardiology	21	5	5	3	2	3	3
Cardiovascular Disease	17	4	2	3	2	3	3
Clinical Cardiac Electrophysiology	24	9	4	3	2	3	3
Clinical Informatics (multidisciplinary)	21	2	2	3	5	5	4
Critical Care Medicine	19	4	2	4	2	3	4
Endocrinology, Diabetes, and Metabolism	19	6	2	3	2	3	3
Gastroenterology	22	7	4	3	2	3	3
Geriatric Medicine (multidisciplinary)	22	6	2	4	2	4	4
Hematology and Medical Oncology	22	5	4	5	2	3	3

Table 2 – Number of Subcompetencies by Specialty

Specialty/Subspecialty Name	Number of Subcompetencies						
	Total	PC	MK	SBP	PBLI	PROF	ICS
Infectious Disease	23	3	6	5	2	4	3
Interventional Cardiology	17	3	3	3	2	3	3
Medical Oncology	21	5	3	5	2	3	3
Nephrology	22	7	3	4	2	3	3
Pulmonary Disease	19	4	2	4	2	3	4
Pulmonary Disease and Critical Care Medicine	20	5	2	4	2	3	4
Rheumatology	21	6	3	3	2	4	3
Sleep Medicine (multidisciplinary)	18	4	2	3	2	3	4
Transplant Hepatology	16	3	2	3	2	3	3
Medical Genetics and Genomics	17	3	3	3	2	3	3
Clinical Biochemical Genetics	19	4	2	5	2	3	3
Laboratory Genetics and Genomics	19	4	2	5	2	3	3
Medical Biochemical Genetics	16	3	2	3	2	3	3
Molecular Genetic Pathology (multidisciplinary)	22	3	4	6	3	3	3
Neurological Surgery	20	8	2	3	3	2	2
Neurology	27	12	2	4	2	3	4
Clinical Neurophysiology	28	9	5	4	2	3	5
Epilepsy	24	7	3	4	2	3	5
Neurocritical Care (multidisciplinary)	24	6	4	4	2	3	5
Neuroendovascular Intervention	20	3	4	5	2	3	3
Neurodevelopmental Disabilities	32	10	5	6	2	5	4
Neuromuscular Medicine (multidisciplinary)	27	10	4	4	2	3	4
Vascular Neurology	25	5	7	4	2	3	4
Child Neurology	26	10	4	3	2	3	4
Nuclear Medicine	22	5	5	4	2	3	3
Obstetrics and Gynecology	32	14	2	6	2	4	4
Obstetrics and Gynecology (Osteopathic Recognition)	7	2	1	1	1	1	1
Complex Family Planning	25	6	3	5	3	4	4
Gynecologic Oncology	27	5	8	4	3	3	4
Maternal-Fetal Medicine	26	5	4	6	3	4	4
Reproductive Endocrinology and Infertility	22	3	5	4	3	3	4
Urogynecology and Reconstructive Pelvic Surgery	28	7	8	3	3	3	4
Ophthalmology	20	6	3	3	2	3	3
Ophthalmic Plastic and Reconstructive Surgery	17	4	2	3	2	3	3
Orthopaedic Surgery	20	7	2	3	2	3	3
Orthopaedic Surgery (Osteopathic Recognition)	7	2	1	1	1	1	1
Adult Reconstructive Orthopaedic Surgery	18	5	2	3	2	3	3
Foot and Ankle Orthopaedic Surgery	21	6	4	3	2	3	3
Hand Surgery (multidisciplinary)	20	5	4	3	2	3	3
Musculoskeletal Oncology	18	3	2	3	3	3	4
Orthopaedic Sports Medicine	18	5	2	3	2	3	3
Orthopaedic Surgery of the Spine	19	6	2	3	2	3	3
Orthopaedic Trauma	21	5	5	3	2	3	3

Table 2 – Number of Subcompetencies by Specialty

Specialty/Subspecialty Name	Number of Subcompetencies						
	Total	PC	MK	SBP	PBLI	PROF	ICS
Pediatric Orthopaedic Surgery	23	6	6	3	2	3	3
Osteopathic Neuromusculoskeletal Medicine	18	5	2	3	2	3	3
Otolaryngology – Head and Neck Surgery	23	9	3	3	2	3	3
Otolaryngology – Head and Neck Surgery (Osteopathic Recognition)	7	2	1	1	1	1	1
Neurotology	19	5	3	3	2	3	3
Pediatric Otolaryngology	19	6	2	3	2	3	3
Pathology (Anatomic and Clinical)	21	6	2	5	2	3	3
Blood Banking/Transfusion Medicine	23	4	6	5	2	3	3
Chemical Pathology	19	4	2	5	2	3	3
Clinical Informatics (multidisciplinary)	21	2	2	3	5	5	4
Cytopathology	21	6	2	5	2	3	3
Forensic Pathology	19	2	3	5	2	3	4
Hematopathology	23	4	6	5	2	3	3
Medical Microbiology	21	3	4	6	2	3	3
Neuropathology	20	4	3	5	2	3	3
Pediatric Pathology	19	4	2	5	2	3	3
Selective Pathology (Focused Anatomic)	19	4	2	5	2	3	3
Selective Pathology (Focused Clinical)	17	2	2	5	2	3	3
Selective Pathology (Surgical)	19	4	2	5	2	3	3
Pediatrics	22	5	2	6	2	4	3
Adolescent Medicine	25	6	2	6	2	4	5
Child Abuse Pediatrics	28	6	2	7	3	4	6
Clinical Informatics (multidisciplinary)	21	2	2	3	5	5	4
Developmental-Behavioral Pediatrics	24	5	4	6	2	4	3
Neonatal-Perinatal Medicine	26	8	2	6	2	4	4
Pediatric Cardiology	23	4	3	6	2	4	4
Pediatric Critical Care Medicine	23	5	2	6	2	4	4
Pediatric Emergency Medicine (multidisciplinary)	24	9	2	4	2	4	3
Pediatric Endocrinology	24	5	3	6	2	4	4
Pediatric Gastroenterology	24	7	2	6	2	4	3
Pediatric Hematology/Oncology	25	5	4	6	2	4	4
Pediatric Hospital Medicine	21	3	2	7	2	4	3
Pediatric Infectious Diseases	26	5	6	6	2	4	3
Pediatric Nephrology	26	9	2	6	2	4	3
Pediatric Pulmonology	21	4	2	6	2	4	3
Pediatric Rheumatology	25	7	3	6	2	4	3
Pediatric Transplant Hepatology	20	6	3	3	2	3	3
Sports Medicine (multidisciplinary)	20	6	3	3	2	3	3
Physical Medicine and Rehabilitation	24	8	2	4	2	5	3
Brain Injury Medicine (multidisciplinary)	23	6	3	4	2	5	3
Neuromuscular medicine	27	10	4	4	2	3	4
Pediatric Rehabilitation Medicine	24	8	2	4	2	5	3

Table 2 – Number of Subcompetencies by Specialty

Specialty/Subspecialty Name	Number of Subcompetencies						
	Total	PC	MK	SBP	PBLI	PROF	ICS
Spinal Cord Injury Medicine	23	5	3	4	2	5	4
Sports Medicine (multidisciplinary)	20	6	3	3	2	3	3
Plastic Surgery - Independent	22	7	5	3	2	3	2
Craniofacial Surgery	18	4	4	3	2	3	2
Hand Surgery (multidisciplinary)	20	5	4	3	2	3	3
Plastic Surgery - Integrated	22	7	5	3	2	3	2
Public Health and General Preventive Medicine	20	4	5	3	3	3	2
Undersea and Hyperbaric Medicine	22	4	4	5	3	3	3
Preventive Medicine (Aerospace Medicine)	20	6	2	4	2	3	3
Preventive Medicine (Occupational Medicine)	21	6	3	4	2	3	3
Preventive Medicine (Public Health and General Preventive Medicine)	20	4	5	3	3	3	2
Psychiatry	21	6	4	3	2	3	3
Addiction Medicine (multidisciplinary)	16	2	3	3	2	3	3
Addiction Psychiatry	17	3	3	3	2	3	3
Child and Adolescent Psychiatry	23	7	5	3	2	3	3
Consultation-Liaison Psychiatry	16	3	2	3	2	3	3
Forensic Psychiatry	17	3	2	4	2	4	2
Geriatric Psychiatry	20	5	3	4	2	3	3
Radiation Oncology	21	8	2	3	2	3	3
Diagnostic Radiology	24	4	4	8	2	3	3
Abdominal Radiology	20	3	2	7	2	3	3
Musculoskeletal Radiology	22	3	3	8	2	3	3
Neuroendovascular Intervention	20	3	4	5	2	3	3
Neuroradiology	21	4	2	7	2	3	3
Nuclear Radiology	20	3	3	6	2	3	3
Pediatric Radiology	20	2	3	7	2	3	3
Interventional Radiology - Independent	24	5	3	7	2	4	3
Interventional Radiology - Integrated	31	6	6	10	2	4	3
Surgery	18	4	2	3	2	4	3
Surgery (Osteopathic Recognition)	7	2	1	1	1	1	1
Complex General Surgical Oncology	23	7	4	3	3	3	3
Pediatric Surgery	25	11	3	3	2	3	3
Surgical Critical Care	25	10	3	4	2	3	3
Vascular Surgery - Independent	28	8	5	6	2	4	3
Vascular Surgery - Integrated	28	8	5	6	2	4	3
Thoracic Surgery - Independent	23	8	3	3	2	4	3
Congenital cardiac surgery	17	3	2	3	2	4	3
Thoracic Surgery - Integrated	24	9	3	3	2	4	3
Urology	20	6	2	3	2	3	4
Urogynecology and Reconstructive Pelvic Surgery (multidisciplinary)	28	7	8	3	3	3	4

Table 2 – Number of Subcompetencies by Specialty

Specialty/Subspecialty Name	Number of Subcompetencies						
	Total	PC	MK	SBP	PBLI	PROF	ICS
Pediatric Urology	21	6	3	3	2	3	4
Transitional Year	19	6	2	3	2	3	3
Transitional Year (Osteopathic Recognition)	7	2	1	1	1	1	1
Internal Medicine-Pediatrics	43	11	5	9	4	8	6

Note:

PC - Patient Care and Procedural Skills	PBLI - Practice-Based Learning and Improvement
MK - Medical Knowledge	PROF - Professionalism
SBP - Systems-Based Practice	ICS - Interpersonal and Communication Skills

Table 3 – Number of Residents/Fellows by Year in Program

Specialty/Subspecialty Name	Resident/Fellow Year							
	Total	1	2	3	4	5	6	7
Allergy and Immunology	330	166	164					
Anesthesiology	7,497	1,626	2,031	1,954	1,886			
Anesthesiology (Osteopathic Recognition)	29	7	7	8	7			
Adult Cardiothoracic Anesthesiology	262	262						
Critical Care Medicine (multidisciplinary)	204	204						
Obstetric Anesthesiology	54	54						
Pain Medicine (multidisciplinary)	422	422						
Pediatric Anesthesiology	167	167						
Pediatric Cardiac Anesthesiology	14	14						
Regional Anesthesiology and Acute Pain Medicine	87	87						
Colon and Rectal Surgery	110	110						
Dermatology	1,639	558	542	536	3			
Dermatology (Osteopathic Recognition)	15	5	5	5				
Dermatopathology (multidisciplinary)	69	69						
Micrographic Surgery and Dermatologic Oncology	95	95						
Pediatric Dermatology	25	25						
Emergency Medicine (Three-Year Programs)	7,024	2,435	2,319	2,270				
Emergency Medicine (Four-Year Programs)	2,609	672	659	645	633			
Emergency Medicine (Four-Year Programs) (Osteopathic Recognition)	124	28	30	35	31			
Emergency Medical Services	111	111						
Medical Toxicology (multidisciplinary)	105	55	50					
Pediatric Emergency Medicine (multidisciplinary)	151	60	49	42				
Sports Medicine (multidisciplinary)	16	16						
Undersea and Hyperbaric Medicine (multidisciplinary)	13	13						
Family Medicine	15,023	5,225	4,990	4,808				
Family Medicine (Osteopathic Recognition)	1,749	572	606	571				
Clinical Informatics (multidisciplinary)	23	12	11					
Geriatric Medicine (multidisciplinary)	45	45						
Hospice and Palliative Medicine (multidisciplinary)	496	496						
Sports Medicine (multidisciplinary)	303	303						
Sports Medicine (multidisciplinary, Osteopathic Recognition)	12	12						
Internal Medicine	33,007	12,748	10,376	9,883				
Internal Medicine (Osteopathic Recognition)	386	136	130	120				
Adult Congenital Heart Disease	30	20	10					
Advanced Heart Failure and Transplant Cardiology	86	86						
Cardiovascular Disease	3,612	1,272	1,214	1,126				
Clinical Cardiac Electrophysiology	342	183	159					
Clinical Informatics (multidisciplinary)	74	47	27					
Critical Care Medicine	376	209	167					
Endocrinology, Diabetes, and Metabolism	745	386	359					
Gastroenterology	2,039	729	675	635				

Table 3 – Number of Residents/Fellows by Year in Program

Specialty/Subspecialty Name	Total	Resident/Fellow Year						
		1	2	3	4	5	6	7
Gastroenterology (Gastroenterology/Transplant Hepatology Pathway)	27		8	19				
Geriatric Medicine (multidisciplinary)	264	264						
Hematology and Medical Oncology	2,197	784	721	692				
Infectious Disease	841	429	412					
Interventional Cardiology	377	377						
Nephrology	904	479	425					
Pulmonary Disease	58	32	26					
Pulmonary Disease and Critical Care Medicine	2,366	838	796	732				
Rheumatology	579	290	289					
Sleep Medicine (multidisciplinary)	229	229						
Transplant Hepatology	49	49						
Medical Genetics and Genomics	62	34	28					
Clinical Biochemical Genetics	10	6	4					
Laboratory Genetics and Genomics	84	38	46					
Medical Biochemical Genetics	14	14						
Molecular Genetic Pathology (multidisciplinary)	58	58						
Neurological Surgery	1,615	244	251	238	221	228	217	216
Neuroendovascular Intervention (multidisciplinary)	3	3						
Neurology	3,717	734	1,056	1,006	921			
Clinical Neurophysiology	148	148						
Epilepsy	155	155						
Neurocritical Care (multidisciplinary)	173	86	87					
Neuroendovascular Intervention (multidisciplinary)	5	3	2					
Neurodevelopmental Disabilities	33	10	7	7	9			
Neuromuscular Medicine (multidisciplinary)	96	96						
Vascular Neurology	207	207						
Child Neurology	493	157	169	167				
Nuclear Medicine	85	47	17	21				
Obstetrics and Gynecology	6,088	1,578	1,545	1,485	1,480			
Obstetrics and Gynecology (Osteopathic Recognition)	68	17	18	16	17			
Complex Family Planning	58	29	29					
Female Pelvic Medicine and Reconstructive Surgery (multidisciplinary)	168	61	56	51				
Gynecologic Oncology	248	90	81	77				
Maternal-Fetal Medicine	434	152	146	136				
Reproductive Endocrinology and Infertility	173	59	55	59				
Ophthalmology	1,769	210	523	525	511			
Ophthalmic plastic and reconstructive surgery	5	3	2					
Orthopaedic Surgery	4,544	947	926	899	898	874		
Orthopaedic Surgery (Osteopathic Recognition)	89	18	19	17	18	17		
Adult Reconstructive Orthopaedic Surgery	53	53						
Foot and Ankle Orthopaedic Surgery	18	18						

Table 3 – Number of Residents/Fellows by Year in Program

Specialty/Subspecialty Name	Resident/Fellow Year							
	Total	1	2	3	4	5	6	7
Hand Surgery (multidisciplinary)	163	163						
Musculoskeletal Oncology	16	16						
Orthopaedic Sports Medicine	216	216						
Orthopaedic Surgery of the Spine	26	26						
Orthopaedic Trauma	19	19						
Pediatric Orthopaedic Surgery	35	35						
Osteopathic Neuromusculoskeletal Medicine	84	17	23	44				
Otolaryngology – Head and Neck Surgery	1,840	386	379	358	367	350		
Otolaryngology – Head and Neck Surgery (Osteopathic Recognition)	25	5	5	5	5	5		
Neurotology	39	23	16					
Pediatric Otolaryngology	44	44						
Pathology (Anatomic and Clinical)	2,365	638	645	589	493			
Blood Banking/Transfusion Medicine	47	47						
Clinical Informatics (multidisciplinary)	23	14	9					
Chemical Pathology	2	2						
Cytopathology	107	107						
Forensic Pathology	62	62						
Hematopathology	126	126						
Medical Microbiology	9	9						
Neuropathology	60	31	29					
Pediatric Pathology	17	17						
Selective Pathology (Focused Anatomic)	105	105						
Selective Pathology (Focused Clinical)	2	2						
Selective Pathology (Surgical)	88	88						
Pediatrics	9,709	3,386	3,269	3,054				
Adolescent Medicine	98	41	36	21				
Child Abuse Pediatrics	59	19	24	16				
Clinical Informatics (multidisciplinary)	31	16	15					
Developmental-Behavioral Pediatrics	111	40	35	36				
Neonatal-Perinatal Medicine	859	299	283	277				
Pediatric Cardiology	496	179	161	156				
Pediatric Critical Care Medicine	627	236	203	188				
Pediatric Emergency Medicine (multidisciplinary)	471	169	163	139				
Pediatric Endocrinology	235	87	78	70				
Pediatric Gastroenterology	342	122	114	106				
Pediatric Hematology/Oncology	483	171	157	155				
Pediatric Hospital Medicine	211	117	94					
Pediatric Infectious Diseases	187	64	65	58				
Pediatric Nephrology	151	54	41	56				
Pediatric Pulmonology	198	68	72	58				
Pediatric Rheumatology	103	32	36	35				
Pediatric Transplant Hepatology	13	13						

Table 3 – Number of Residents/Fellows by Year in Program

Specialty/Subspecialty Name	Resident/Fellow Year							
	Total	1	2	3	4	5	6	7
Sports Medicine (multidisciplinary)	27	27						
Physical Medicine and Rehabilitation	1,741	203	538	505	495			
Brain Injury Medicine (multidisciplinary)	22	22						
Neuromuscular Medicine (multidisciplinary)	1	1						
Pediatric Rehabilitation Medicine	39	14	25					
Spinal Cord Injury Medicine	27	27						
Sports Medicine (multidisciplinary)	42	42						
Plastic Surgery - Independent	198	63	68	67				
Plastic Surgery - Integrated	1,164	203	204	203	194	180	180	
Craniofacial Surgery	7	7						
Hand Surgery (multidisciplinary)	30	30						
Preventive Medicine (Aerospace Medicine)	47	20	27					
Preventive Medicine (Occupational Medicine)	115	55	60					
Preventive Medicine (Public Health and General Preventive Medicine)	166	86	80					
Undersea and Hyperbaric Medicine	2	2						
Psychiatry	8,121	2,299	2,213	2,081	1,528			
Addiction Medicine (multidisciplinary)	203	203						
Addiction Psychiatry	92	92						
Child and Adolescent Psychiatry	1,012	531	481					
Consultation-Liaison Psychiatry	94	94						
Forensic Psychiatry	89	89						
Geriatric Psychiatry	55	55						
Radiation Oncology	748	176	190	185	197			
Diagnostic Radiology	4,494	1,149	1,120	1,112	1,113			
Abdominal Radiology	54	54						
Musculoskeletal Radiology	42	42						
Neuroendovascular Intervention (multidisciplinary)	8	5	3					
Neuroradiology	322	322						
Nuclear Radiology	12	12						
Pediatric Radiology	60	60						
Interventional Radiology - Independent	153	122	31					
Interventional Radiology - Integrated	737	164	155	145	144	129		
Surgery	9,794	2,966	1,933	1,731	1,614	1,550		
Surgery (Osteopathic Recognition)	84	17	17	15	19	16		
Complex General Surgical Oncology	132	66	66					
Hand Surgery (multidisciplinary)	9	9						
Pediatric Surgery	88	47	41					
Surgical Critical Care	354	354						
Vascular Surgery - Independent	279	145	134					
Vascular Surgery - Integrated	409	95	89	84	81	60		
Thoracic Surgery - Independent (Two-Year Programs)	146	74	72					

Table 3 – Number of Residents/Fellows by Year in Program

Specialty/Subspecialty Name	Resident/Fellow Year							
	Total	1	2	3	4	5	6	7
Thoracic Surgery - Independent (Three-Year Programs)	107	35	39	33				
Congenital Cardiac Surgery	9	8	1					
Thoracic Surgery - Integrated	253	49	49	46	44	33	32	
Urology	1,885	402	399	370	354	360		
Female Pelvic Medicine and Reconstructive Surgery (multidisciplinary)	38	16	16	6				
Pediatric Urology	33	21	12					
Transitional Year	2039	2039						
Transitional Year (Osteopathic Recognition)	20	20						
Internal Medicine-Pediatrics	1,556	395	383	393	385			

Table 4 – Rate of Straight-Lining (June 2023)

Specialty/Subspecialty Name	Number of Subcomp	Yr 1	Yr 2	Yr 3	Yr 4	Yr 5	Yr 6	Yr 7
Allergy and Immunology (330)	19	7.2%	18.3%					
Anesthesiology (7,497)	23	28.3%	23.7%	24.8%	36.3%			
Adult Cardiothoracic Anesthesiology (262)	23	30.9%						
Critical Care Medicine (multidisciplinary) (204)	19	21.1%						
Obstetric Anesthesiology (54)	20	20.4%						
Pain Medicine (multidisciplinary) (422)	21	25.8%						
Pediatric Anesthesiology (167)	20	18.6%						
Pediatric Cardiac Anesthesiology (14)	21	0.0%						
Regional Anesthesiology and Acute Pain Medicine (87)	17	39.1%						
Colon and Rectal Surgery (112)	27	13.4%						
Dermatology (1,639)	21	12.9%	12.2%	22.4%	0.0%			
Dermatopathology (multidisciplinary) (68)	19	17.6%						
Micrographic Surgery and Dermatologic Oncology (95)	18	15.8%						
Pediatric Dermatology (25)	21	20.0%						
Emergency Medicine (Three-Year Programs) (7,023)	22	11.5%	13.8%	22.2%				
Emergency Medicine (Four-Year Programs) (2,577)	22	17.3%	14.0%	15.2%	19.0%			
Emergency Medical Services (110)	19	8.2%						
Medical Toxicology (multidisciplinary) (105)	22	3.6%	6.0%					
Pediatric Emergency Medicine (multidisciplinary) (151)	24	5.0%	0.0%	9.5%				
Sports Medicine (multidisciplinary) (16)	20	0.0%						
Undersea and Hyperbaric Medicine (multidisciplinary) (13)	22	0.0%						
Family Medicine (15,022)	19	7.8%	7.5%	11.0%				
Clinical Informatics (multidisciplinary) (23)	21	0.0%	0.0%					
Geriatric Medicine (multidisciplinary) (45)	22	4.4%						
Hospice and Palliative Medicine (multidisciplinary) (491)	20	10.4%						
Sports Medicine (multidisciplinary) (303)	20	7.5%						
Internal Medicine (32,898)	21	15.4%	14.7%	23.5%				
Adult Congenital Heart Disease (30)	19	15.0%	20.0%					
Advanced Heart Failure and Transplant Cardiology (86)	21	34.9%						
Cardiovascular Disease (3,598)	17	15.9%	20.5%	34.7%				
Clinical Cardiac Electrophysiology (342)	24	16.4%	30.8%					
Clinical Informatics (multidisciplinary) (74)	21	0.0%	3.7%					
Critical Care Medicine (376)	19	10.0%	16.8%					
Endocrinology, Diabetes, and Metabolism (745)	19	4.4%	9.2%					
Gastroenterology (2,039)	17	14.1%	18.2%	30.1%				
Gastroenterology (Dual Gastroenterology/Transplant Hepatology Pathway) (54)	22		0.0%	15.8%				
Geriatric Medicine (multidisciplinary) (264)	22	8.3%						
Hematology and Medical Oncology (2,197)	22	12.4%	12.8%	25.1%				
Infectious Disease (841)	23	6.5%	14.8%					

Table 4 – Rate of Straight-Lining (June 2023)

Specialty/Subspecialty Name	Number of Subcomp	Yr 1	Yr 2	Yr 3	Yr 4	Yr 5	Yr 6	Yr 7
Interventional Cardiology (377)	17	32.9%						
Medical Oncology (5)	21	0.0%	0.0%					
Nephrology (904)	22	8.8%	20.5%					
Pulmonary Disease (58)	19	6.3%	7.7%					
Pulmonary Disease and Critical Care Medicine (2,362)	20	14.8%	14.6%	26.2%				
Rheumatology (579)	21	7.9%	15.2%					
Sleep Medicine (multidisciplinary) (229)	18	20.5%						
Transplant Hepatology (49)	16	24.5%						
Medical Genetics and Genomics (62)	17	0.0%	25.0%					
Clinical Biochemical Genetics (10)	19	0.0%	0.0%					
Laboratory Genetics and Genomics (80)	19	0.0%	0.0%					
Medical Biochemical Genetics (14)	16	14.3%						
Molecular Genetic Pathology (multidisciplinary) (58)	22	15.5%						
Neurological Surgery (1,615)	20	11.9%	9.6%	9.2%	9.5%	10.1%	12.9%	20.4%
Neuroendovascular Intervention (multidisciplinary) (3)	20	66.7%						
Neurology (3,708)	27	11.6%	4.9%	8.0%	16.0%			
Clinical Neurophysiology (147)	28	5.4%						
Epilepsy (155)	24	13.5%						
Neurocritical Care (multidisciplinary) (171)	24	1.2%	20.7%					
Neuroendovascular Intervention (multidisciplinary) (5)	20	0.0%	0.0%					
Neurodevelopmental Disabilities (33)	32	10.0%	0.0%	0.0%	11.1%			
Neuromuscular Medicine (multidisciplinary) (96)	27	7.3%						
Vascular Neurology (205)	25	12.2%						
Child Neurology (493)	26	3.2%	2.4%	10.2%				
Nuclear Medicine (85)	22	19.1%	5.9%	33.3%				
Obstetrics and Gynecology (6,059)	32	6.4%	7.4%	6.9%	15.0%			
Complex Family Planning (58)	25	0.0%	3.4%					
Gynecologic Oncology (248)	27	1.1%	3.7%	13.0%				
Maternal-Fetal Medicine (434)	26	2.6%	4.8%	6.6%				
Reproductive Endocrinology and Infertility (173)	22	1.7%	3.6%	8.5%				
Urogynecology and Reconstructive Pelvic Surgery (multidisciplinary) (168)	28	0.0%	0.0%	7.8%				
Ophthalmology (1,769)	20	14.8%	8.8%	10.7%	22.5%			
Ophthalmic Plastic and Reconstructive Surgery (5)	17	0.0%	0.0%					
Orthopaedic Surgery (4,544)	20	22.1%	20.7%	24.1%	28.1%	34.0%		
Adult Reconstructive Orthopaedic Surgery (53)	18	52.8%						
Foot and Ankle Orthopaedic Surgery (18)	21	61.1%						
Hand Surgery (multidisciplinary) (163)	20	31.3%						
Musculoskeletal Oncology (16)	18	25.0%						
Orthopaedic Sports Medicine (209)	18	30.6%						
Orthopaedic Surgery of the Spine (26)	19	42.3%						
Orthopaedic Trauma (19)	21	36.8%						

Table 4 – Rate of Straight-Lining (June 2023)

Specialty/Subspecialty Name	Number of Subcomp	Yr 1	Yr 2	Yr 3	Yr 4	Yr 5	Yr 6	Yr 7
Pediatric Orthopaedic Surgery (35)	23	8.6%						
Osteopathic Neuromusculoskeletal Medicine (84)	18	0.0%	0.0%	2.3%				
Otolaryngology – Head and Neck Surgery (1,840)	23	11.9%	6.3%	5.0%	8.2%	11.4%		
Neurotology (39)	19	13.0%	12.5%					
Pediatric Otolaryngology (44)	19	15.9%						
Pathology (Anatomic and Clinical) (2,365)	21	11.8%	10.7%	10.0%	22.9%			
Blood Banking/Transfusion Medicine (47)	23	14.9%						
Clinical Informatics (multidisciplinary) (27)	21	0.0%	0.0%					
Chemical pathology (2)	19	0.0%						
Cytopathology (107)	21	15.9%						
Forensic Pathology (62)	19	6.5%						
Hematopathology (126)	23	13.5%						
Medical Microbiology (9)	21	22.2%						
Neuropathology (60)	20	0.0%	3.4%					
Pediatric Pathology (17)	19	23.5%						
Selective Pathology (Focused Anatomic) (105)	19	12.4%						
Selective Pathology (Surgical) (88)	19	21.6%						
Pediatrics (9,709)	22	4.1%	4.3%	8.4%				
Adolescent Medicine (98)	25	0.0%	0.0%	4.8%				
Child Abuse Pediatrics (59)	28	0.0%	8.3%	12.5%				
Clinical Informatics (multidisciplinary) (31)	21	0.0%	0.0%					
Developmental-Behavioral Pediatrics (111)	24	0.0%	0.0%	0.0%				
Neonatal-Perinatal Medicine (859)	26	4.0%	4.6%	10.1%				
Pediatric Cardiology (496)	23	3.4%	6.8%	10.9%				
Pediatric Critical Care Medicine (627)	23	0.8%	3.9%	8.5%				
Pediatric Emergency Medicine (multidisciplinary) (471)	24	0.6%	5.5%	5.8%				
Pediatric Endocrinology (235)	24	3.4%	15.4%	7.1%				
Pediatric Gastroenterology (342)	24	4.1%	6.1%	10.4%				
Pediatric Hematology/Oncology (483)	25	7.0%	9.6%	10.3%				
Pediatric Hospital Medicine (211)	21	0.0%	0.0%					
Pediatric Infectious Diseases (187)	26	0.0%	0.0%	1.7%				
Pediatric Nephrology (151)	26	1.9%	4.9%	7.1%				
Pediatric Pulmonology (198)	21	0.0%	4.2%	10.3%				
Pediatric Rheumatology (103)	25	3.1%	0.0%	2.9%				
Sports Medicine (multidisciplinary) (27)	20	3.7%						
Pediatric Transplant Hepatology (13)	24	0.0%						
Physical Medicine and Rehabilitation (1,741)	24	9.4%	7.4%	8.3%	21.8%			
Brain Injury Medicine (multidisciplinary) (22)	23	4.5%						
Neuromuscular Medicine (multidisciplinary) (1)	27	0.0%						
Pediatric Rehabilitation Medicine (39)	24	0.0%	12.0%					
Spinal Cord Injury Medicine (27)	23	3.7%						
Sports Medicine (multidisciplinary) (42)	20	21.4%						
Plastic Surgery - Independent (198)	22	6.3%	11.8%	16.4%				

Table 4 – Rate of Straight-Lining (June 2023)

Specialty/Subspecialty Name	Number of Subcomp	Yr 1	Yr 2	Yr 3	Yr 4	Yr 5	Yr 6	Yr 7
Plastic Surgery - Integrated (1,164)	22	19.2%	15.7%	16.3%	16.5%	23.9%	22.8%	
Craniofacial Surgery (7)	18	42.9%						
Hand Surgery (multidisciplinary) (27)	20	11.1%						
Preventive Medicine (Aerospace Medicine) (47)	20	5.0%	22.2%					
Preventive Medicine (Occupational Medicine) (115)	21	0.0%	1.7%					
Preventive Medicine (Public Health and General Preventive Medicine) (166)	20	0.0%	0.0%					
Undersea and Hyperbaric Medicine (multidisciplinary) (2)	22	50.0%						
Psychiatry (8,121)	21	13.1%	11.1%	12.6%	17.9%			
Addiction Medicine (multidisciplinary) (202)	16	5.9%						
Addiction Psychiatry (92)	17	16.3%						
Child and Adolescent Psychiatry (1,011)	23	4.3%	9.8%					
Consultation-Liaison Psychiatry (94)	16	14.9%						
Forensic Psychiatry (89)	17	3.4%						
Geriatric Psychiatry (55)	20	12.7%						
Radiation Oncology (748)	21	18.8%	19.5%	24.9%	42.6%			
Diagnostic Radiology (4,494)	24	36.0%	33.7%	32.5%	43.8%			
Abdominal Radiology (54)	20	18.5%						
Musculoskeletal Radiology (42)	22	16.7%						
Neuroendovascular Intervention (multidisciplinary) (8)	20	20.0%	33.3%					
Neuroradiology (322)	21	28.3%						
Nuclear Radiology (12)	20	16.7%						
Pediatric Radiology (60)	20	20.0%						
Interventional Radiology - Independent (153)	24	25.8%	19.6%					
Interventional Radiology - Integrated (737)	31	37.4%	30.4%	35.1%	32.6%	34.8%		
Surgery (9,794)	18	26.9%	18.3%	17.0%	18.3%	33.1%		
Complex General Surgical Oncology (132)	23	15.0%	18.9%					
Hand Surgery (Surgery) (9)	20	0.0%						
Pediatric Surgery (88)	25	10.6%	19.5%					
Surgical Critical Care (354)	25	21.5%						
Vascular Surgery - Independent (279)	28	13.8%	19.4%					
Vascular Surgery - Integrated (409)	28	14.7%	12.4%	16.7%	19.8%	41.7%		
Thoracic Surgery- Independent (Two-Year Programs) (146)	23	1.4%	16.7%					
Thoracic Surgery - Independent (Three-Year Programs) (107)	23	0.0%	12.8%	18.2%				
Congenital Cardiac Surgery (9)	17	12.5%	0.0%					
Thoracic Surgery - Integrated (253)	24	20.4%	12.2%	10.9%	18.2%	24.2%	31.3%	
Urology (1,833)	20	17.2%	11.0%	14.1%	11.3%	22.8%		
Urogynecology and Reconstructive Pelvic Surgery (multidisciplinary) (38)	28	0.0%	6.3%	0.0%				
Pediatric Urology (33)	21	23.8%	25.0%					
Transitional Year (2,038)	19	19.4%						

Note: The following specialties and subspecialties do not contain data and are not included within the data report due to being a newly designated program or containing an insufficient number of learners.

Overall

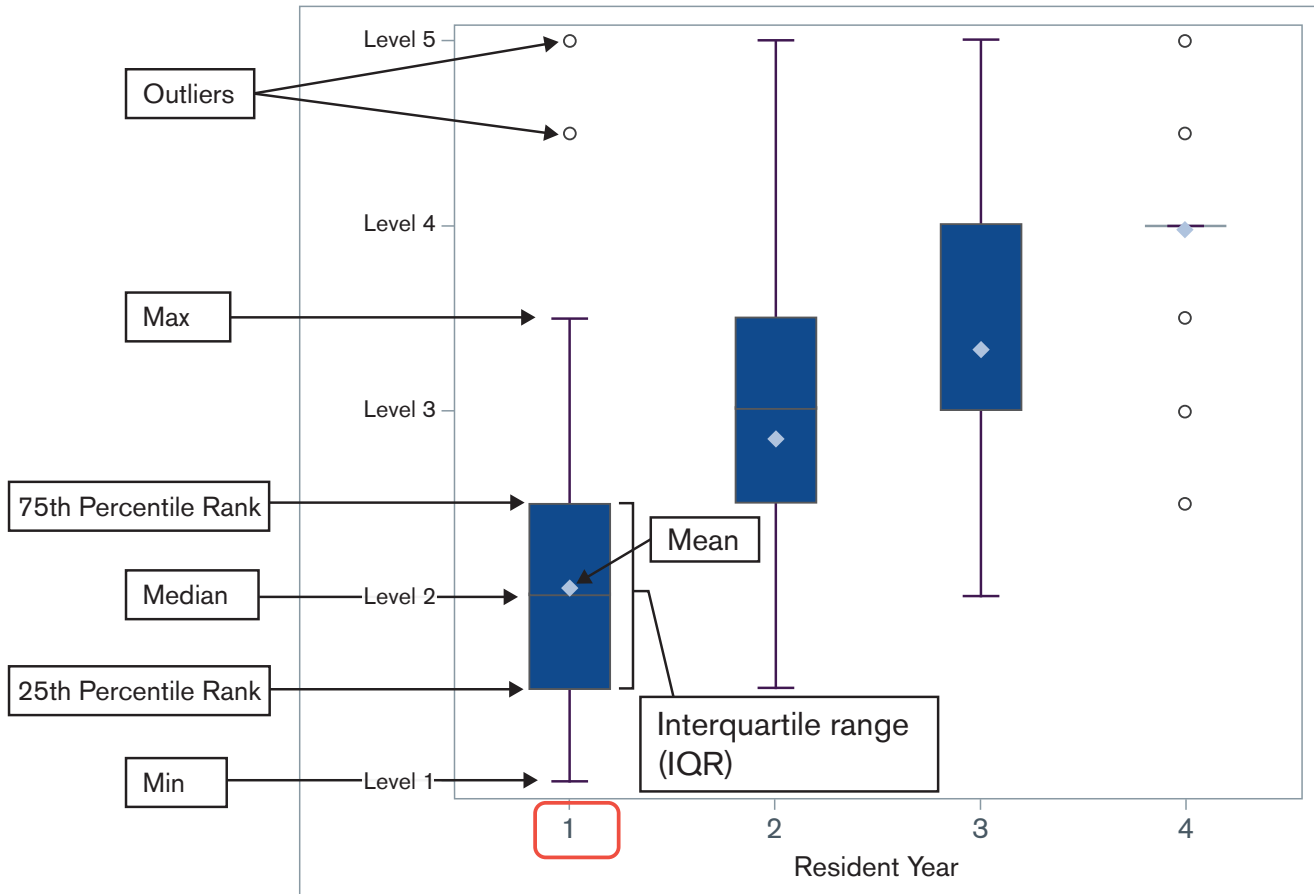
- Chemical Pathology (Pathology)
- Clinical Biochemical Genetics (Medical Genetics and Genomics)
- Congenital Cardiac Surgery (Thoracic Surgery)
- Craniofacial Surgery (Plastic Surgery)
- Hand Surgery (Surgery)
- Medical Microbiology (Pathology)
- Medical Oncology (Internal Medicine)
- Neuroendovascular Intervention (Neurological Surgery)
- Neuroendovascular Intervention (Neurology)
- Neuroendovascular Intervention (Radiology)
- Neuromuscular Medicine (Physical Medicine and Rehabilitation)
- Ophthalmic Plastic and Reconstructive Surgery (Ophthalmology)
- Selective Pathology (Pathology)
- Undersea and Hyperbaric Medicine (Preventive Medicine)

Osteopathic Recognition

- Allergy and Immunology
- Cardiovascular Disease (Internal Medicine)
- Emergency Medicine
- Hospice and Palliative Medicine (Internal Medicine)
- Internal Medicine-Pediatrics
- Neurological Surgery
- Neurology
- Pediatrics
- Physical Medicine and Rehabilitation
- Plastic Surgery
- Psychiatry
- Pulmonary Disease and Critical Care Medicine (Internal Medicine)
- Sports Medicine (Pediatrics)
- Urology

FIGURE 1: KEY TO BOX PLOTS

Box plots provide a rigorous and robust way to display complex data, such as for the Milestones. The components of the box plots used for the Milestones are shown below.



As seen in this diagram, the median Milestones level for each resident year is represented by the horizontal line, bounded by the 25th and 75th percentile of Milestone ratings, also known as the interquartile range (IQR). The mean rating is represented by the diamond but should be interpreted with caution given that the Milestones are ordinal, not interval data. “Min” represents the lowest level and “Max” the highest level (the “whiskers”), excluding outliers (represented by the open circles). As would be expected, there is a general upward trajectory in this example subcompetency from Year 1 (median Level 2) to Year 4 (median Level 4).

Most Milestone sets include five levels of development with transition zones between each level (designated as half increments, such as Level 2.5). In this example, the box plot for Resident Year 1 (highlighted by the red box) shows that the median is Level 2, and the IQR extends from Level 1.5 (25th percentile) to Level 2.5 (75th percentile).

With regard to Milestone levels within an individual residency or fellowship year (i.e., post-graduate year (PGY)), the levels can be sorted from least to greatest, and then graphed as shown in this box plot. In the example above, the highest 50 percent of the Resident Year 1 group were at or above Milestone Level 2; they are represented by everything above the median line. Fifty percent of the Year 1 residents fall between Level 1.5 and Level 2.5 (IQR). Those in the top 25 percent of Milestone judgments in the Year 1 group are shown by the top “whisker” (here labeled as “Max”) and the outlier open circles.

The outliers represent those who were judged to be substantially higher than normal (in this case we see two outlier circles) or much lower than normal (in this example there are no low outliers). The number of people represented by the circles will vary by the sample size of that specialty/subspecialty.

Box plots provide information on more than just the four split groups. They also show which way the Milestone data can "sway." For example, if the majority of residents/fellows are judged much higher as compared to just a few residents/fellows being judged much lower, the median will be higher, or the top whisker might be longer than the bottom one. Box plots provide a better overview of the data's distribution nationally than simple means and standard deviations.

The box plots must be interpreted in the context of the Milestones descriptions for each subcompetency within each discipline. Provided below are links to each specialty's Milestones Sets to help guide review of the data.

Specialty:

[Allergy and Immunology](#)

[Anesthesiology](#)

[Colon and Rectal Surgery](#)

[Dermatology](#)

[Emergency Medicine](#)

[Family Medicine](#)

[Internal Medicine](#)

[Medical Genetics and Genomics](#)

[Neurological Surgery](#)

[Neurology](#)

[Nuclear Medicine](#)

[Obstetrics and Gynecology](#)

[Ophthalmology](#)

[Orthopaedic Surgery](#)

[Osteopathic Neuromusculoskeletal Medicine](#)

[Otolaryngology – Head and Neck Surgery](#)

[Pathology](#)

[Pediatrics](#)

[Physical Medicine and Rehabilitation](#)

[Plastic Surgery](#)

[Preventive Medicine](#)

[Psychiatry](#)

[Radiation Oncology](#)

[Radiology](#)

[Surgery](#)

[Thoracic Surgery](#)

[Transitional Year](#)

[Urology](#)

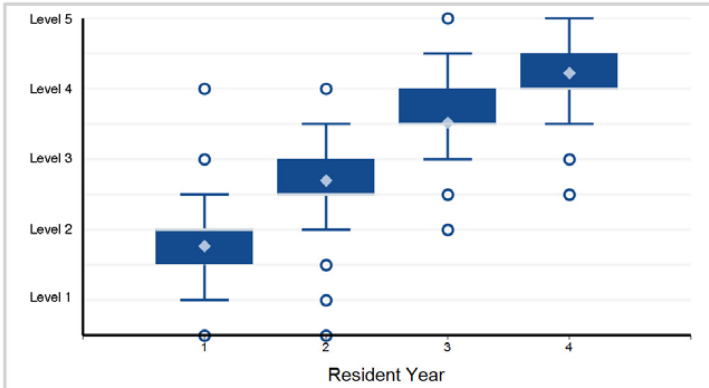
Specialty Box Plot Report - Milestone Evaluation by Resident/Fellow Year: Year-End 2023-2024

TABLE 64: SPECIALTY: **Obstetrics and Gynecology**

Resident Year	1	2	3	4	Total Residents*
# of Residents	1,578	1,545	1,485	1,480	6,088

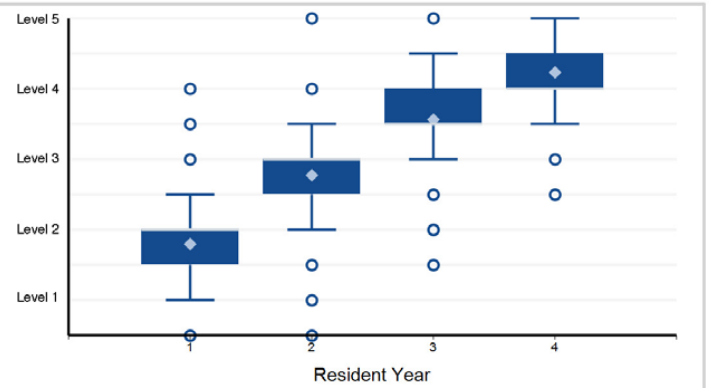
*Note: There are 29 residents with an incomplete milestone evaluation that are excluded from the box plots below.

1. Patient Care - Patient Care 1: Antepartum Care and Complications of Pregnancy



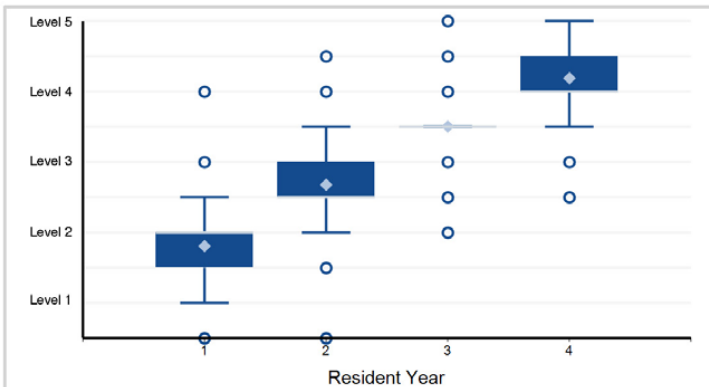
Note: 3 of 6,059 residents have a status of "Not Yet Assessable" and are not included in the analysis.

2. Patient Care - Patient Care 2: First-Trimester Bleeding



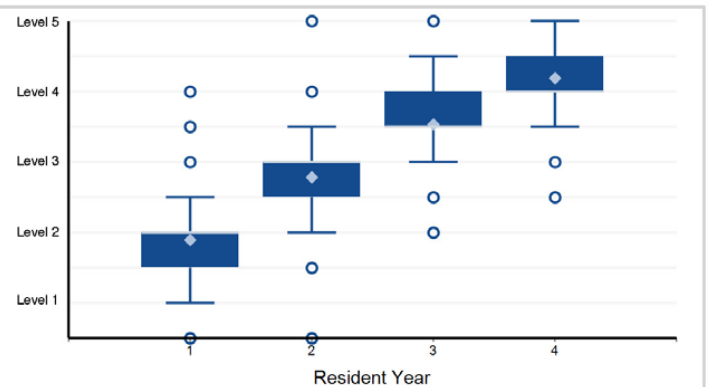
Note: 18 of 6,059 residents have a status of "Not Yet Assessable" and are not included in the analysis.

3. Patient Care - Patient Care 3: Care of Patients in the Intrapartum Period



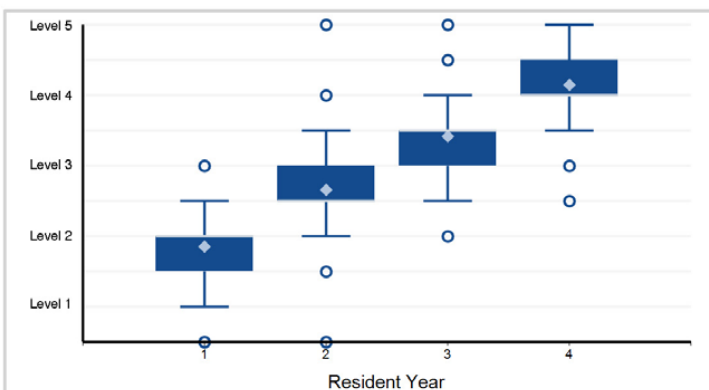
Note: 3 of 6,059 residents have a status of "Not Yet Assessable" and are not included in the analysis.

4. Patient Care - Patient Care 4: Care of Patients in the Postpartum and Interconception Period



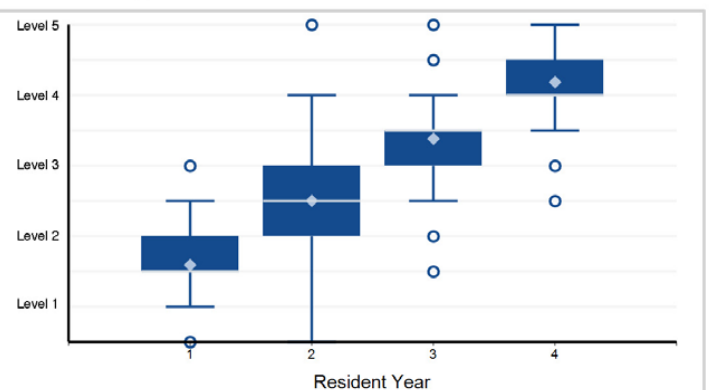
Note: 2 of 6,059 residents have a status of "Not Yet Assessable" and are not included in the analysis.

5. Patient Care - Patient Care 5: Obstetric Technical Skills



Note: 3 of 6,059 residents have a status of "Not Yet Assessable" and are not included in the analysis.

6. Patient Care - Patient Care 6: Critically Ill Obstetric Patients and Obstetric Emergencies

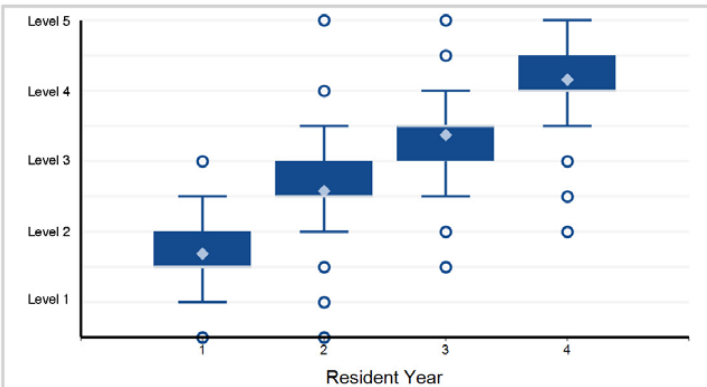


Note: 23 of 6,059 residents have a status of "Not Yet Assessable" and are not included in the analysis.

Specialty Box Plot Report - Milestone Evaluation by Resident/Fellow Year: Year-End 2023-2024

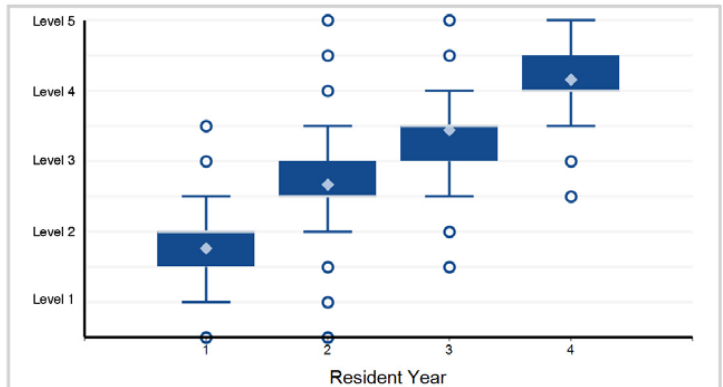
SPECIALTY: Obstetrics and Gynecology

7. Patient Care - Patient Care 7: Peri-Procedural Care



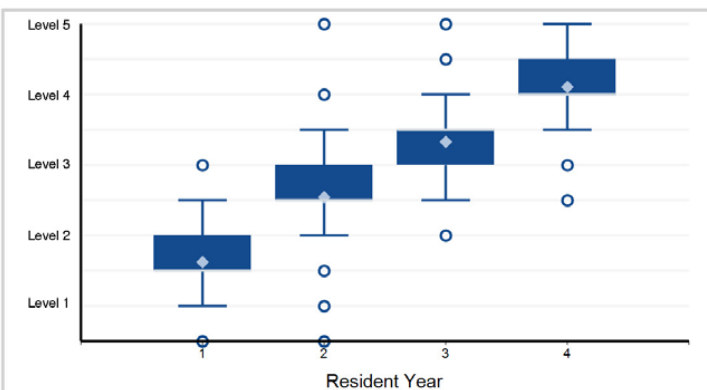
Note: 9 of 6,059 residents have a status of "Not Yet Assessable" and are not included in the analysis.

8. Patient Care - Patient Care 8: Endoscopic Procedures (Hysteroscopy and Cystoscopy)



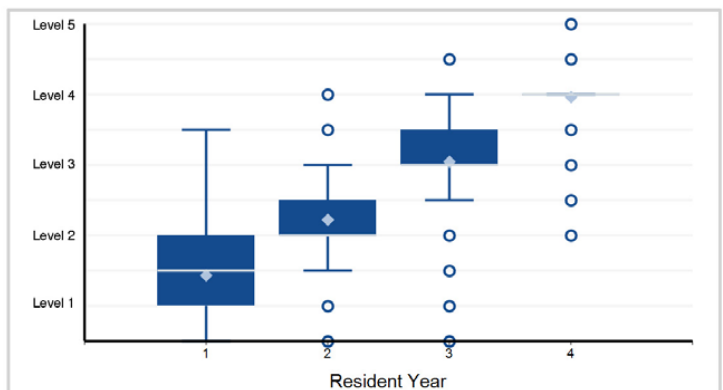
Note: 42 of 6,059 residents have a status of "Not Yet Assessable" and are not included in the analysis.

9. Patient Care - Patient Care 9: Laparoscopic Procedures



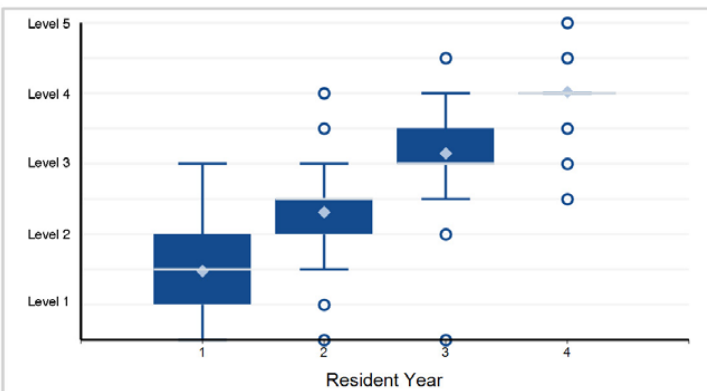
Note: 64 of 6,059 residents have a status of "Not Yet Assessable" and are not included in the analysis.

10. Patient Care - Patient Care 10: Vulvar-Vaginal Procedures



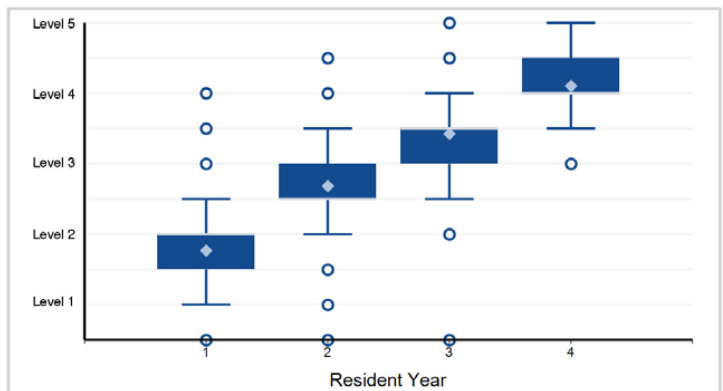
Note: 144 of 6,059 residents have a status of "Not Yet Assessable" and are not included in the analysis.

11. Patient Care - Patient Care 11: Open Surgical Procedures (excludes Cesarean section)



Note: 196 of 6,059 residents have a status of "Not Yet Assessable" and are not included in the analysis.

12. Patient Care - Patient Care 12: Family Planning

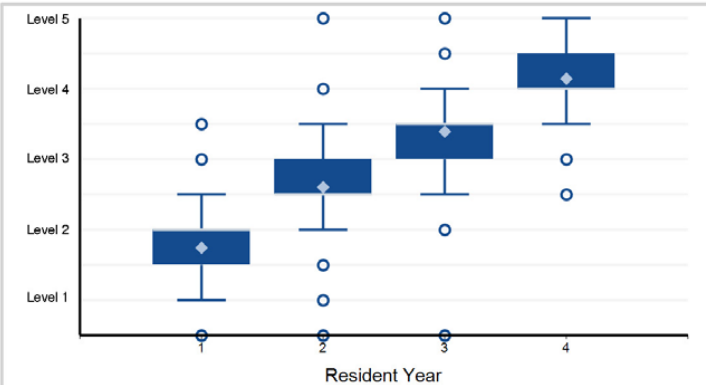


Note: 47 of 6,059 residents have a status of "Not Yet Assessable" and are not included in the analysis.

Specialty Box Plot Report - Milestone Evaluation by Resident/Fellow Year: Year-End 2023-2024

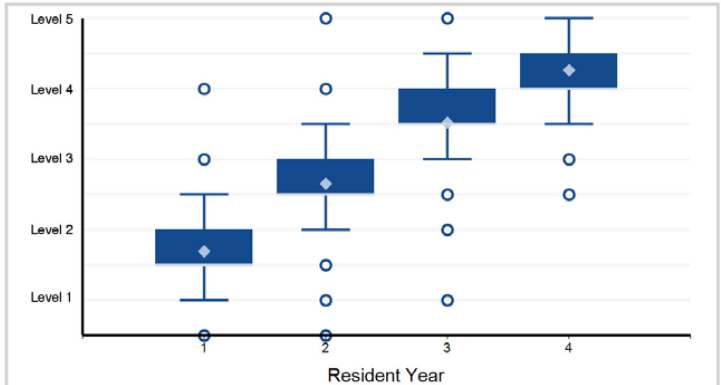
SPECIALTY: Obstetrics and Gynecology

13. Patient Care - Patient Care 13: Ambulatory Gynecology and Office-Based Procedures



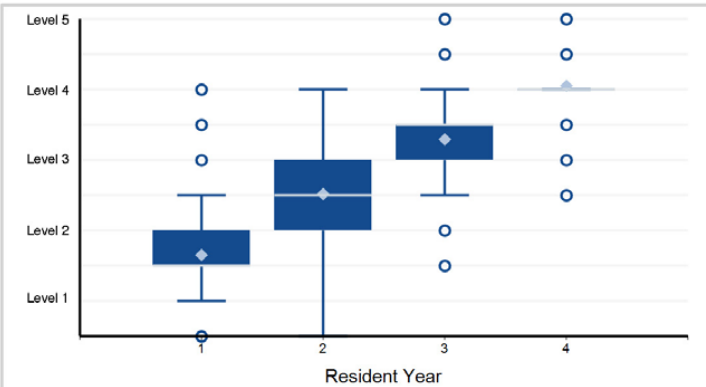
Note: 13 of 6,059 residents have a status of "Not Yet Assessable" and are not included in the analysis.

14. Patient Care - Patient Care 14: Consultations



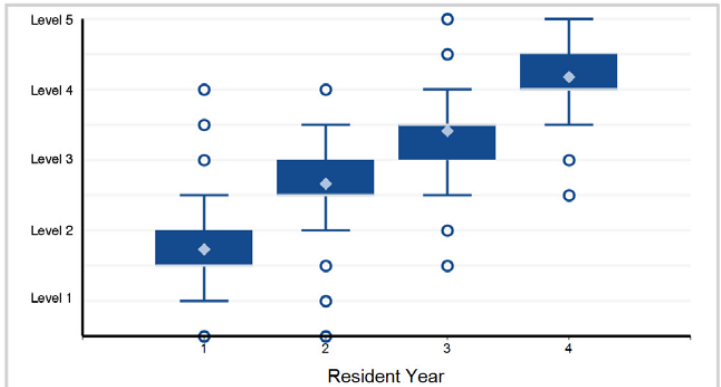
Note: 25 of 6,059 residents have a status of "Not Yet Assessable" and are not included in the analysis.

15. Medical Knowledge - Medical Knowledge 1: Anatomy and Pathophysiology of Female Reproduction



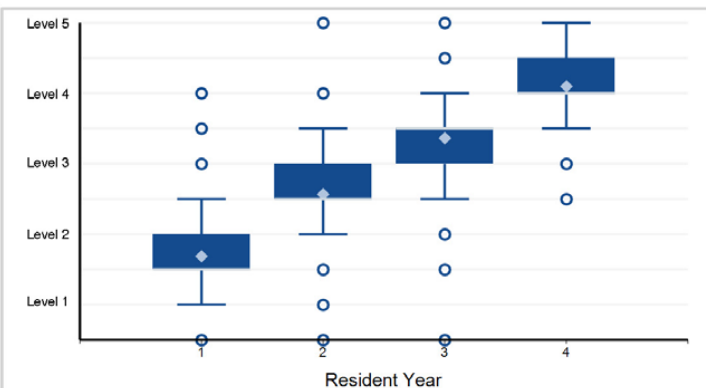
Note: 3 of 6,059 residents have a status of "Not Yet Assessable" and are not included in the analysis.

16. Medical Knowledge - Medical Knowledge 2: Differential Diagnosis

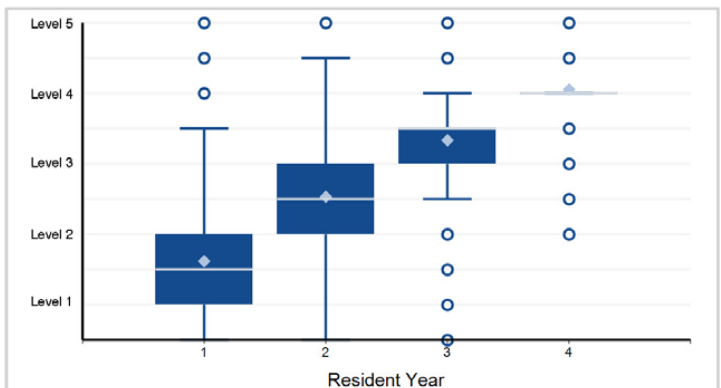


Note: 3 of 6,059 residents have a status of "Not Yet Assessable" and are not included in the analysis.

17. Systems-Based Practice - Systems-Based Practice 1: Patient Safety



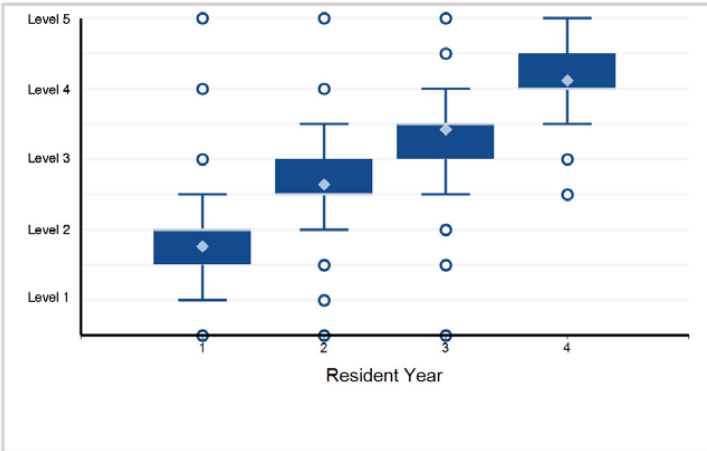
18. Systems-Based Practice - Systems-Based Practice 2: Quality Improvement



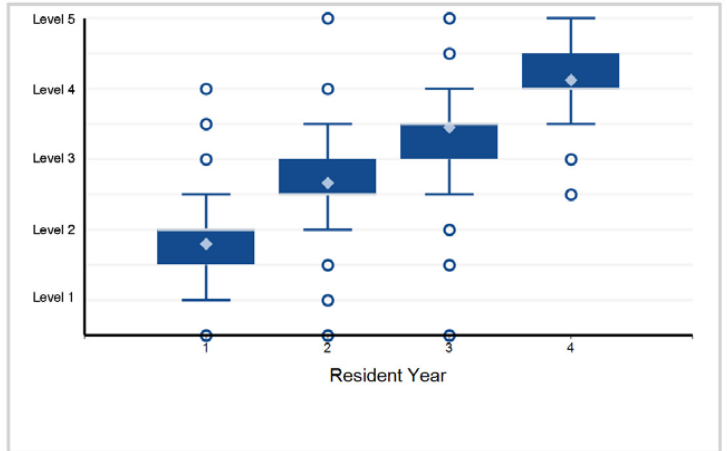
Specialty Box Plot Report - Milestone Evaluation by Resident/Fellow Year: Year-End 2023-2024

SPECIALTY: Obstetrics and Gynecology

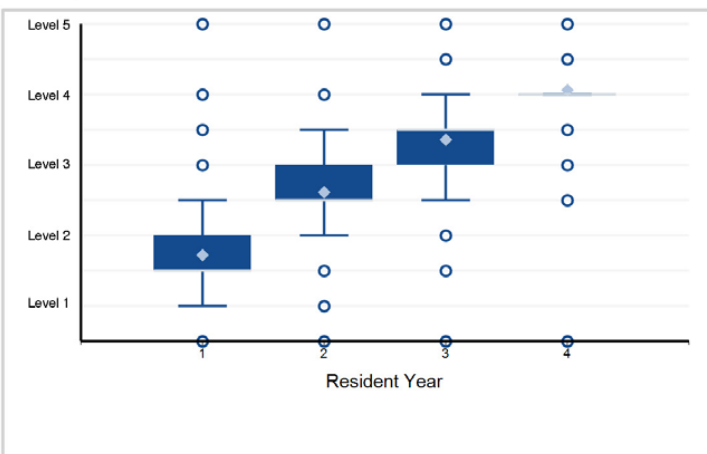
19. Systems-Based Practice - Systems-Based Practice 3: System Navigation for Patient-Centered Care - Coordination of Care



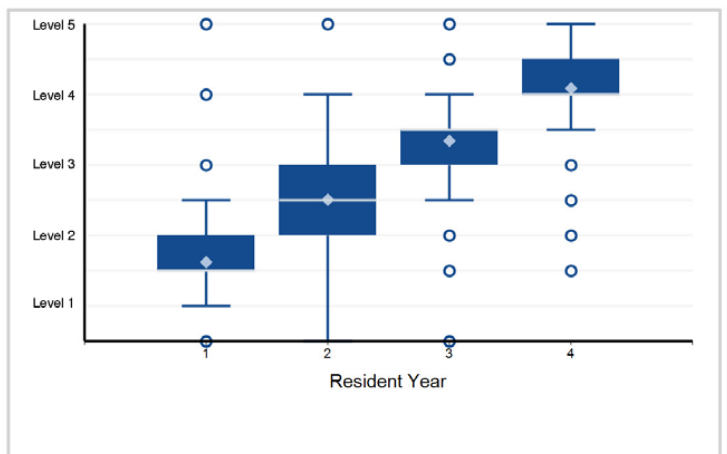
20. Systems-Based Practice - Systems-Based Practice 4: System Navigation for Patient-Centered Care – Transitions of Care



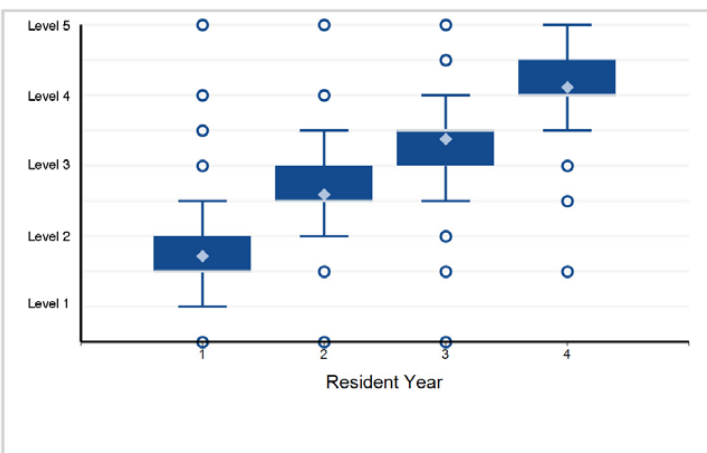
21. Systems-Based Practice - Systems-Based Practice 5: Community and Population Health



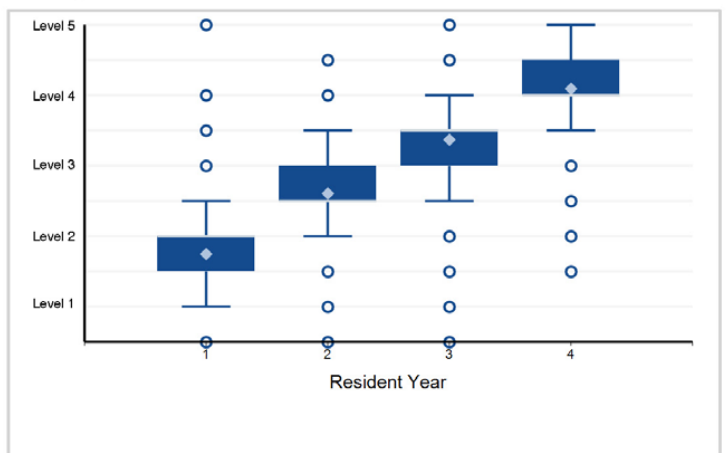
22. Systems-Based Practice - Systems-Based Practice 6: Physician Role in Health Care Systems



23. Practice-Based Learning and Improvement - Practice-Based Learning and Improvement 1: Evidence-Based and Informed Practice



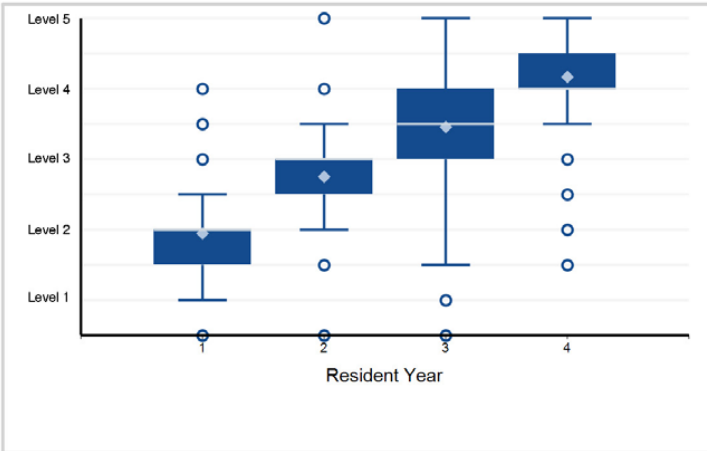
24. Practice-Based Learning and Improvement - Practice-Based Learning and Improvement 2: Reflective Practice and Commitment ...



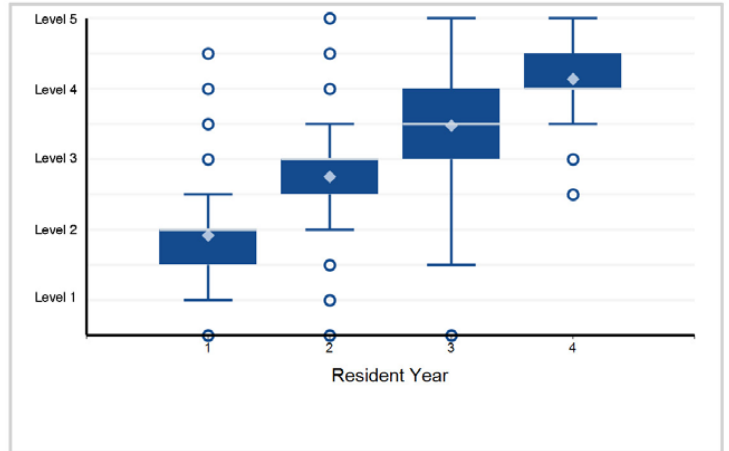
Specialty Box Plot Report - Milestone Evaluation by Resident/Fellow Year: Year-End 2023-2024

SPECIALTY: Obstetrics and Gynecology

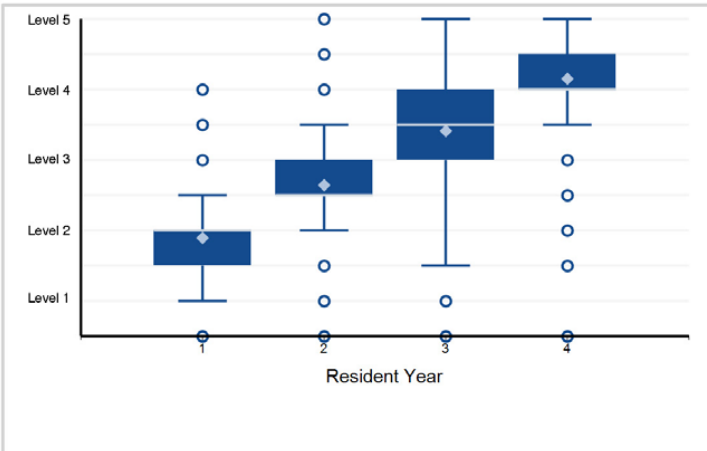
25. Professionalism - Professionalism 1: Professional Behavior



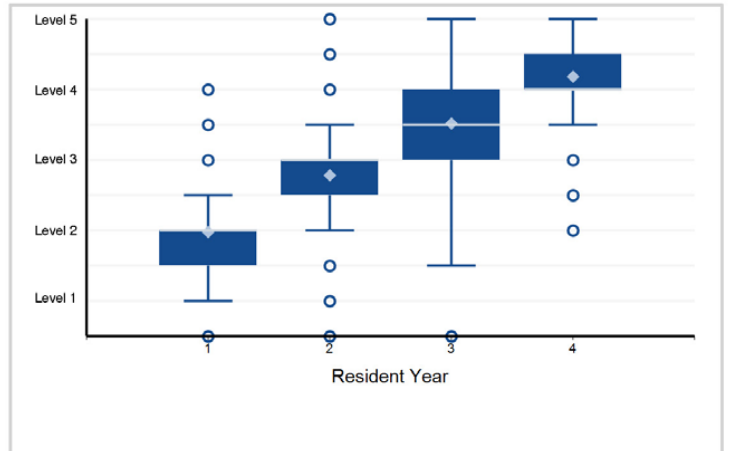
26. Professionalism - Professionalism 2: Ethical Principles



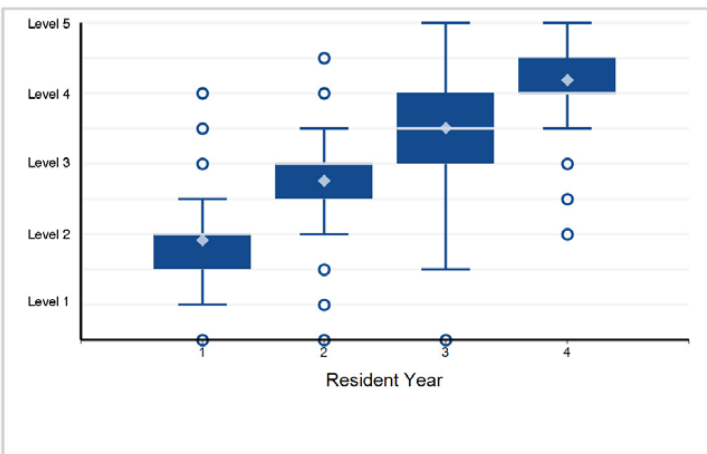
27. Professionalism - Professionalism 3: Accountability/Conscientiousness



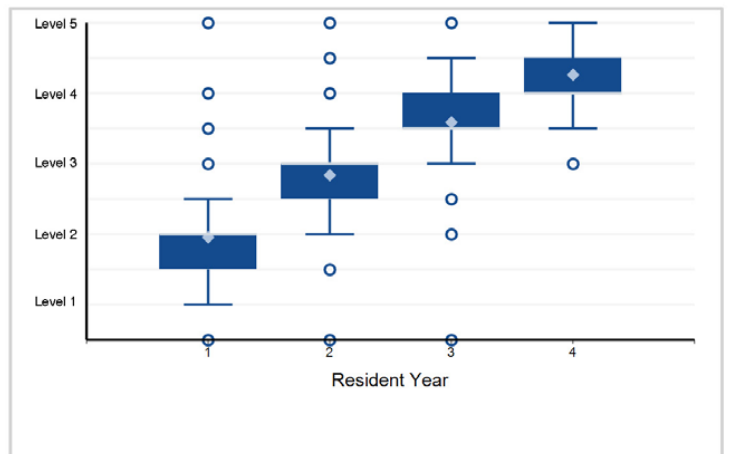
28. Professionalism - Professionalism 4: Well-Being



29. Interpersonal and Communication Skills - Interpersonal and Communication Skills 1: Patient- and Family-Centered Communication



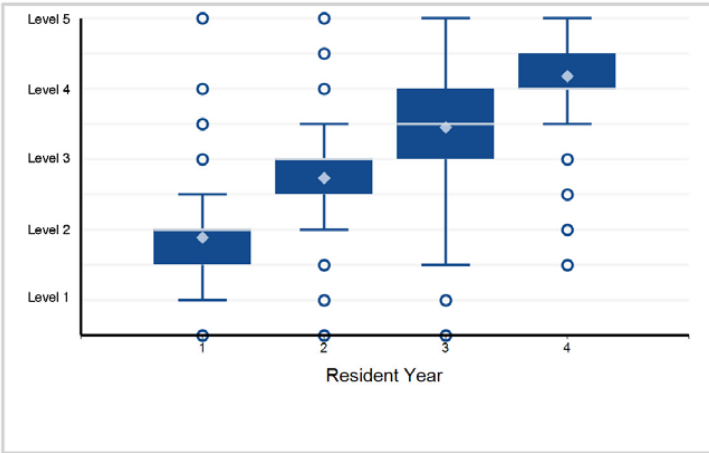
30. Interpersonal and Communication Skills - Interpersonal and Communication Skills 2: Patient Counseling and Shared Decision-Making



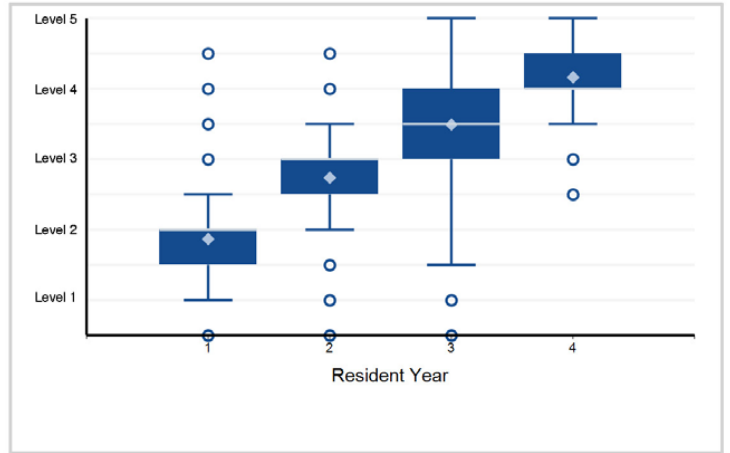
Specialty Box Plot Report - Milestone Evaluation by Resident/Fellow Year: Year-End 2023-2024

SPECIALTY: Obstetrics and Gynecology

31. Interpersonal and Communication Skills - Interpersonal and Communication Skills 3: Interprofessional and Team Communication



32. Interpersonal and Communication Skills - Interpersonal and Communication Skills 4: Communication within Health Care Systems



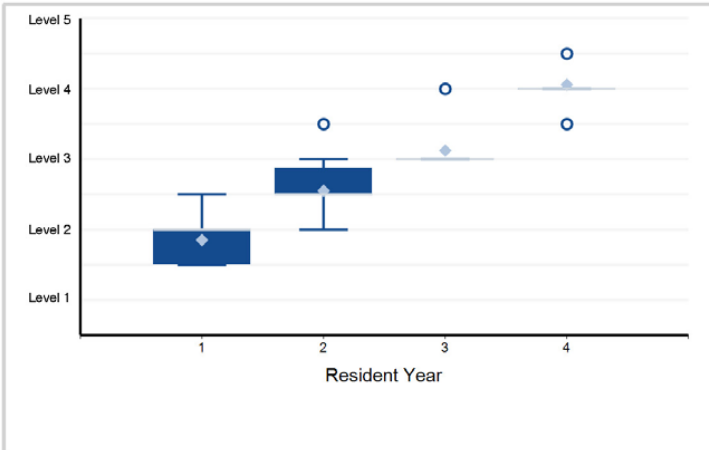
Specialty Box Plot Report - Milestone Evaluation by Resident/Fellow Year: Year-End 2023-2024

TABLE 64A: SPECIALTY: **Obstetrics and Gynecology (Osteopathic Recognition)**

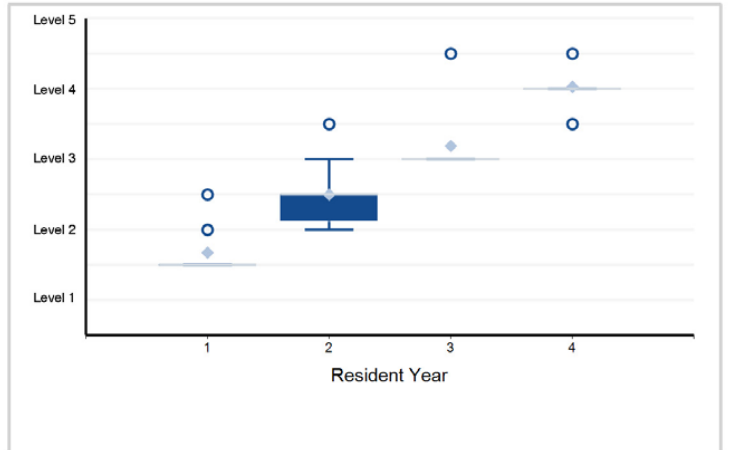
Resident Year	1	2	3	4	Total Residents
# of Residents	17	18	16	17	68

This specialty has designated osteopathic residents in a program with Osteopathic Recognition, which required reporting of the following Osteopathic Recognition Milestones.

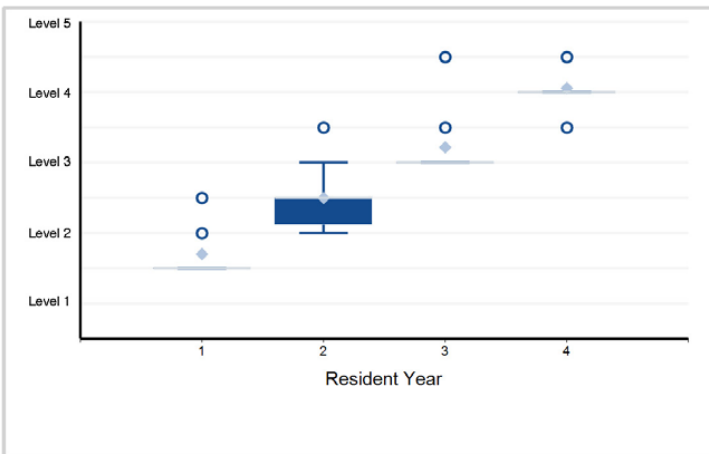
1. Patient Care - Osteopathic Recognition - Patient Care 1: Osteopathic Principles and Practice (OPP) for Patient Care



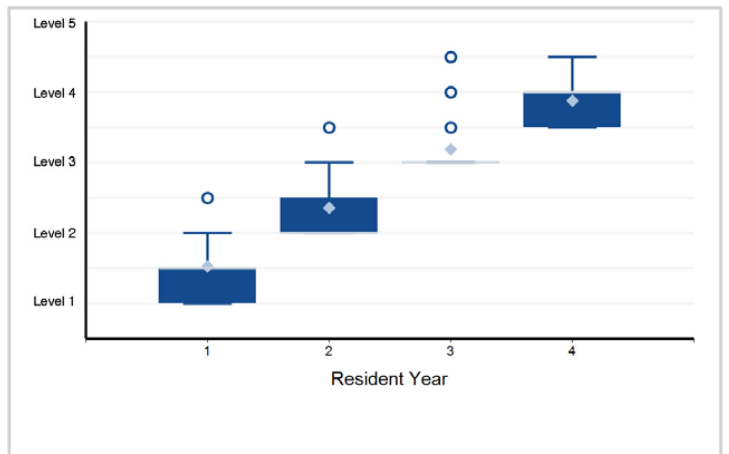
2. Patient Care - Osteopathic Recognition - Patient Care 2: Osteopathic Evaluation and Treatment



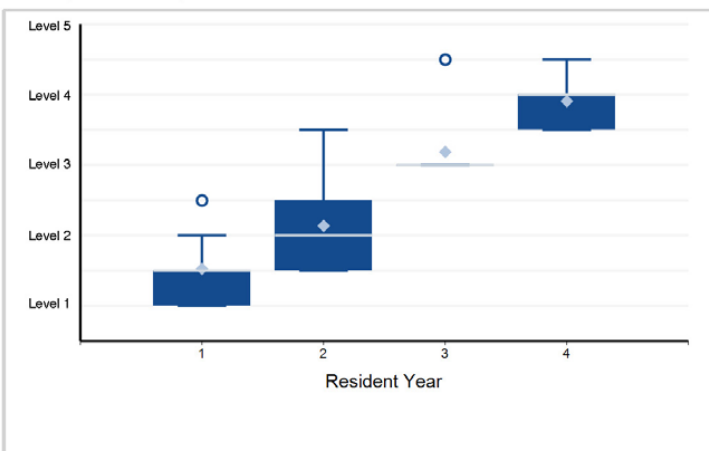
3. Medical Knowledge - Osteopathic Recognition - Medical Knowledge: Osteopathic Medical Knowledge (Philosophy and Clinical ...



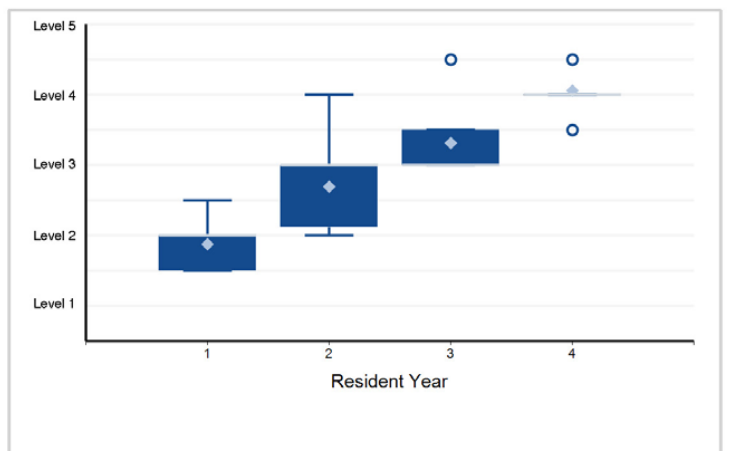
4. Systems-Based Practice - Osteopathic Recognition - Osteopathic Principles and Practice for Systems-Based Practice



5. Practice-Based Learning and Improvement - Osteopathic Recognition - Osteopathic Principles of Practice-Based ...



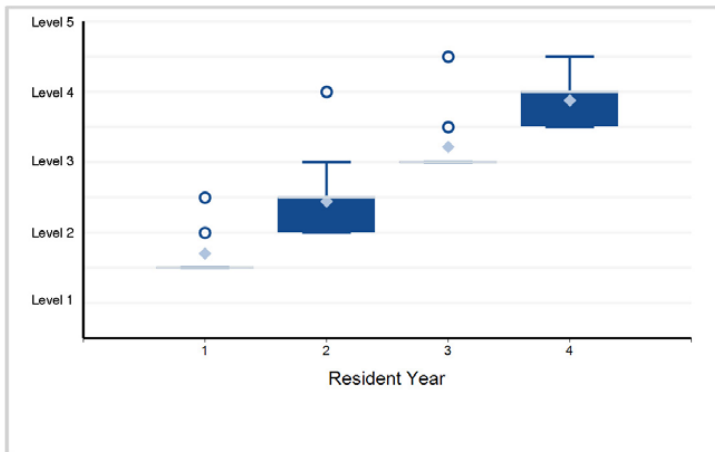
6. Professionalism - Osteopathic Recognition - Osteopathic Principles for Professionalism



Specialty Box Plot Report - Milestone Evaluation by Resident/Fellow Year: Year-End 2023-2024

SPECIALTY: Obstetrics and Gynecology (Osteopathic Recognition)

7. Interpersonal and Communication Skills - Osteopathic Recognition - Osteopathic Principles for Interpersonal ...

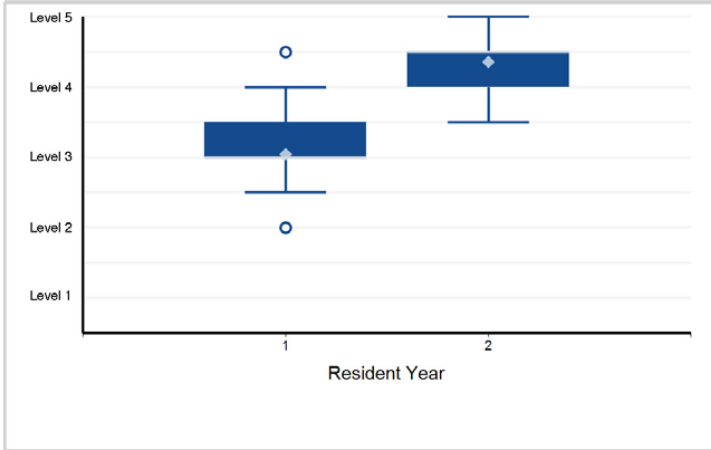


Specialty Box Plot Report - Milestone Evaluation by Resident/Fellow Year: Year-End 2023-2024

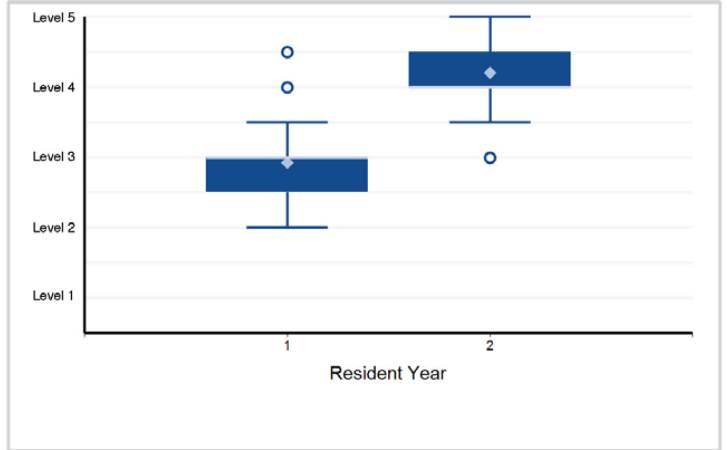
TABLE 65: SUBSPECIALTY: **Complex Family Planning**

Fellow Year	1	2	Total Fellows
# of Fellows	29	29	58

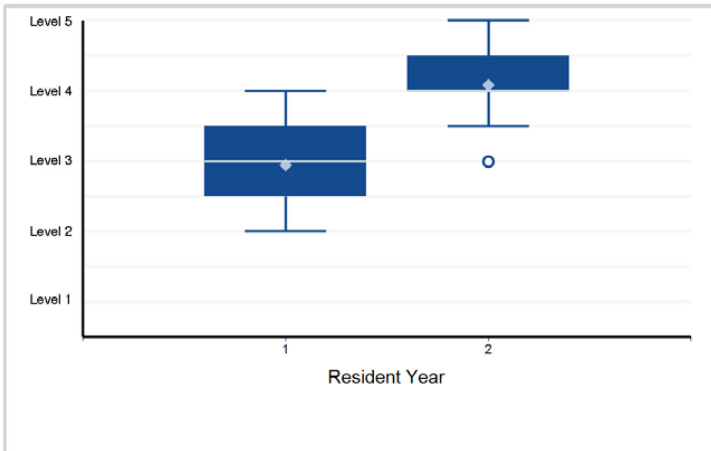
1. Patient Care - Patient Care 1: Complex Procedural Management: Uterine Evacuation



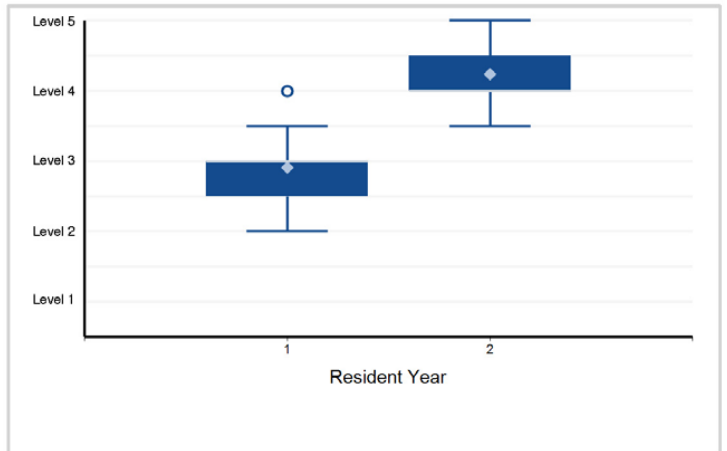
2. Patient Care - Patient Care 2: Peri-Procedural Care



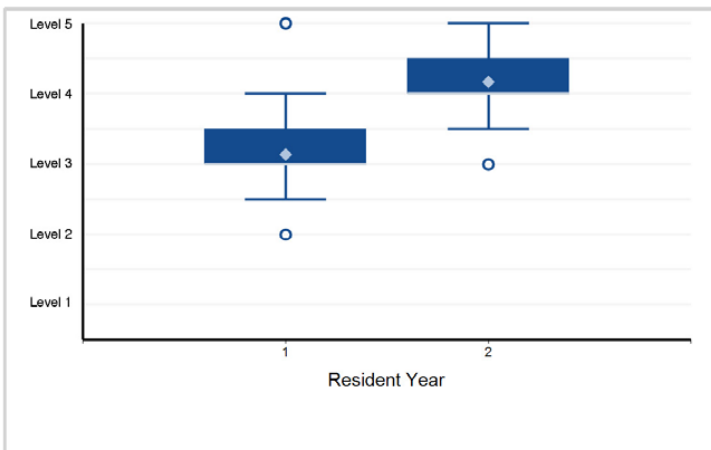
3. Patient Care - Patient Care 3: Complex Medication Management of Uterine Evacuation



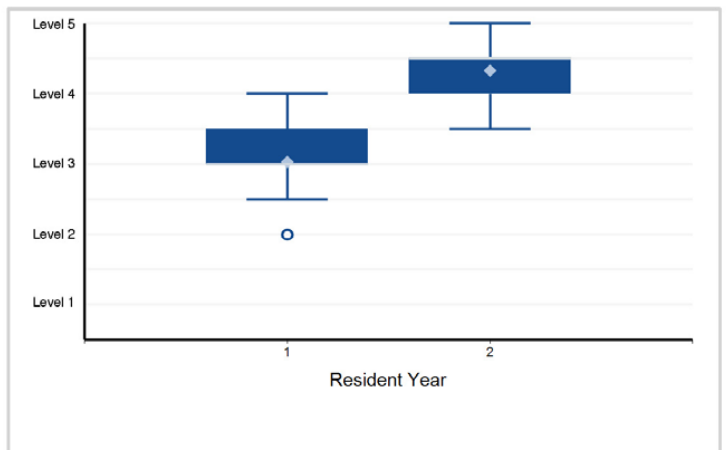
4. Patient Care - Patient Care 4: Complex Contraception Provision



5. Patient Care - Patient Care 5: Management of Complex Abnormal Pregnancy



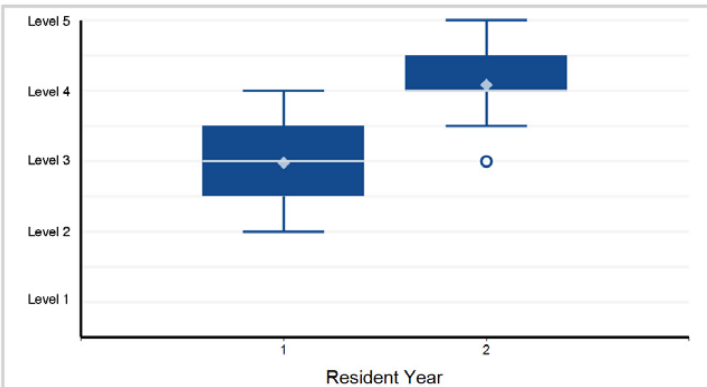
6. Patient Care - Patient Care 6: Serving as a Consultant



Specialty Box Plot Report - Milestone Evaluation by Resident/Fellow Year: Year-End 2023-2024

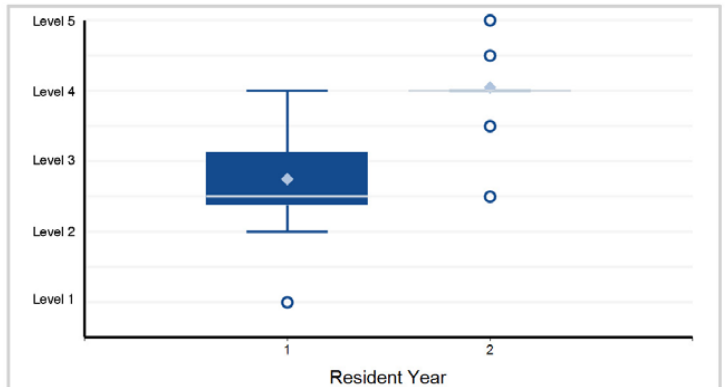
SUBSPECIALTY: Complex Family Planning

7. Medical Knowledge - Medical Knowledge 1: Anatomy and Physiology



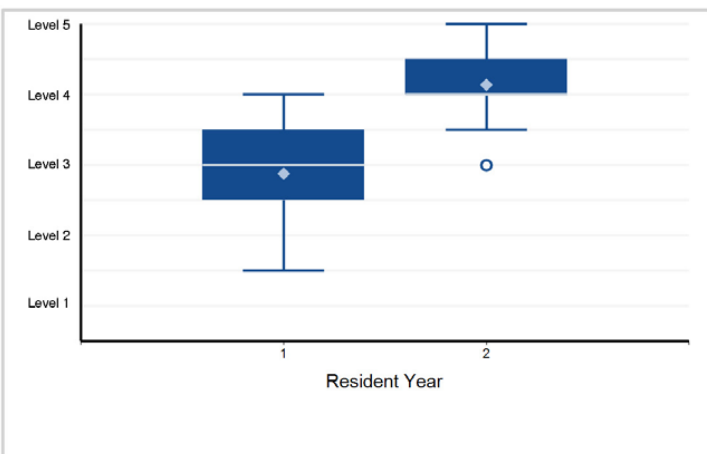
Note: 1 of 58 residents have a status of "Not Yet Assessable" and are not included in the analysis.

8. Medical Knowledge - Medical Knowledge 2: Pharmacology

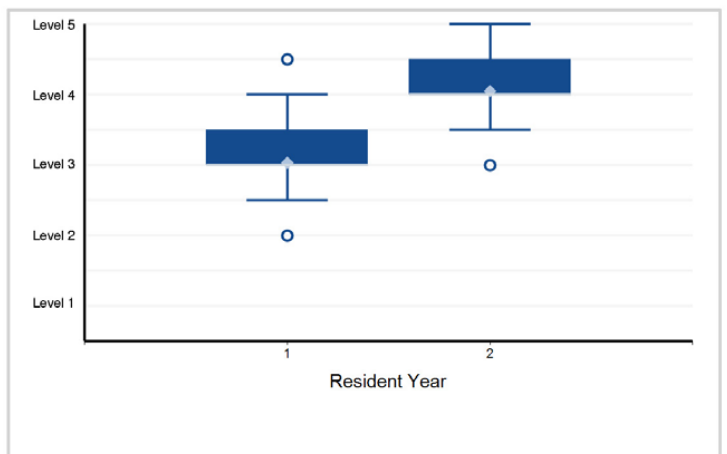


Note: 1 of 58 residents have a status of "Not Yet Assessable" and are not included in the analysis.

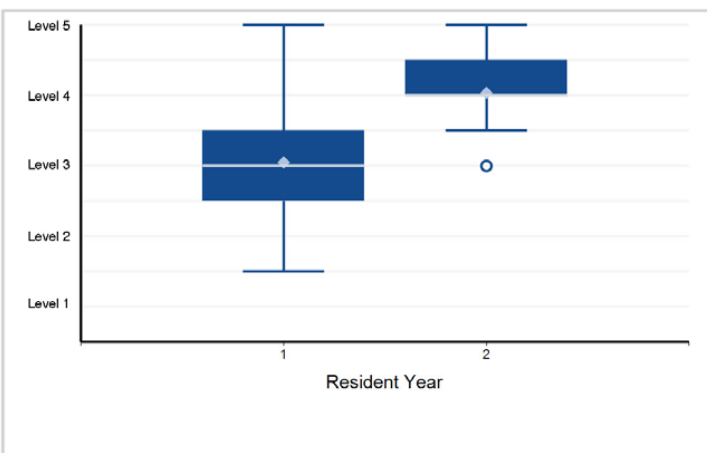
9. Medical Knowledge - Medical Knowledge 3: Complex Contraception



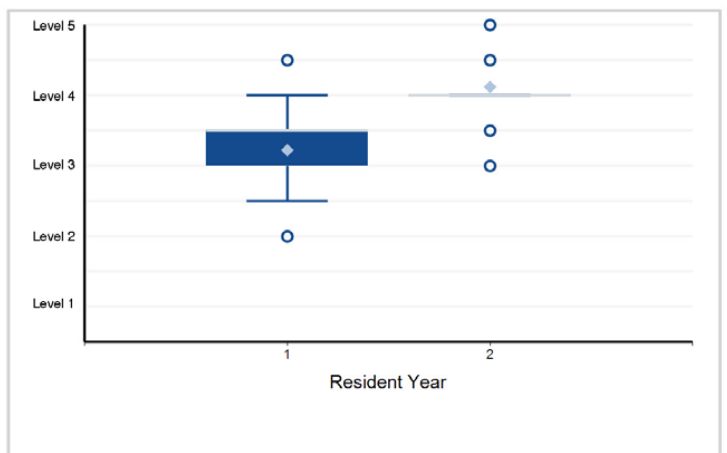
10. Systems-Based Practice - Systems-Based Practice 1: Patient Safety



11. Systems-Based Practice - Systems-Based Practice 2: Quality Improvement



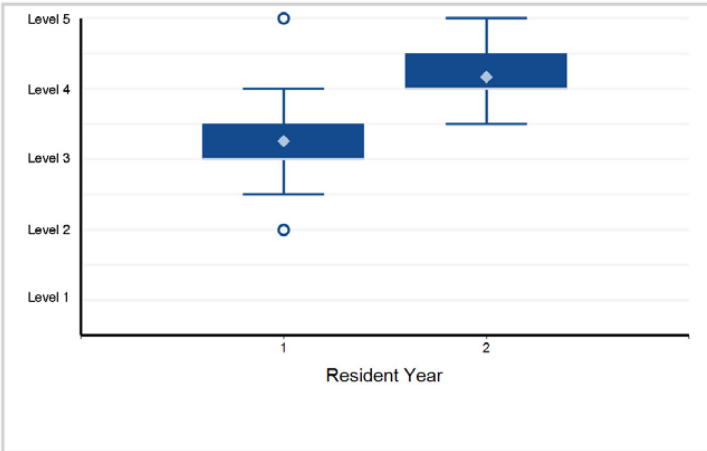
12. Systems-Based Practice - Systems-Based Practice 3: System Navigation for Patient Centered Care



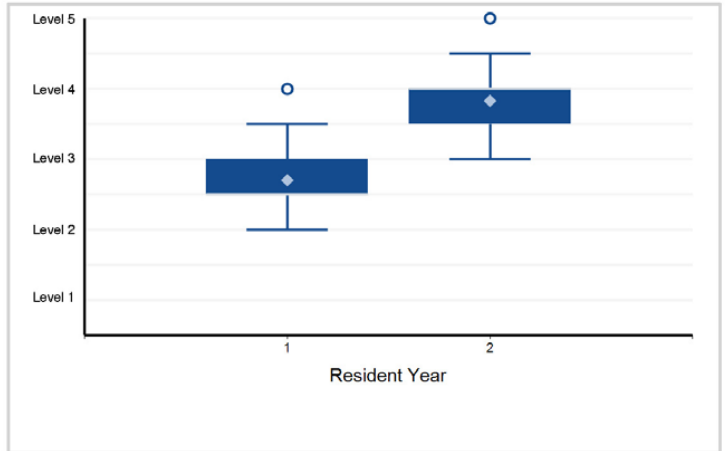
Specialty Box Plot Report - Milestone Evaluation by Resident/Fellow Year: Year-End 2023-2024

SUBSPECIALTY: Complex Family Planning

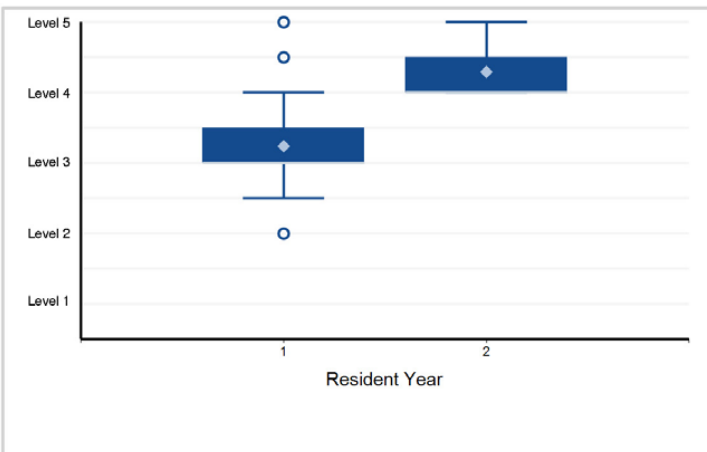
13. Systems-Based Practice - Systems-Based Practice 4: Community and Population Health



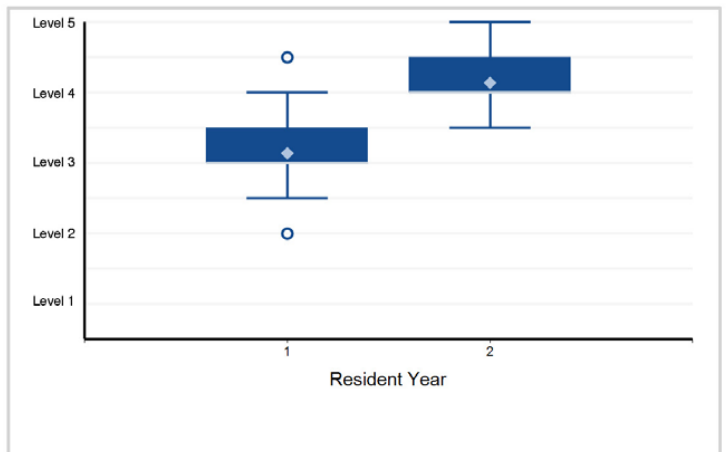
14. Systems-Based Practice - Systems-Based Practice 5: Physician Role in Health Care Systems



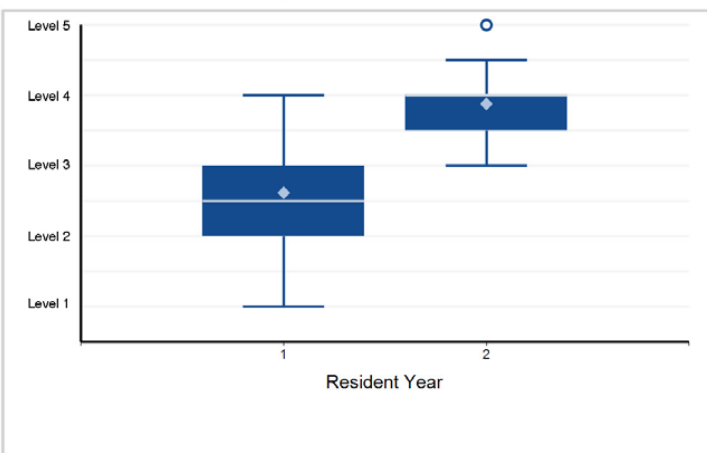
15. Practice-Based Learning and Improvement - Practice-Based Learning and Improvement 1: Evidence-Based and Informed Practice



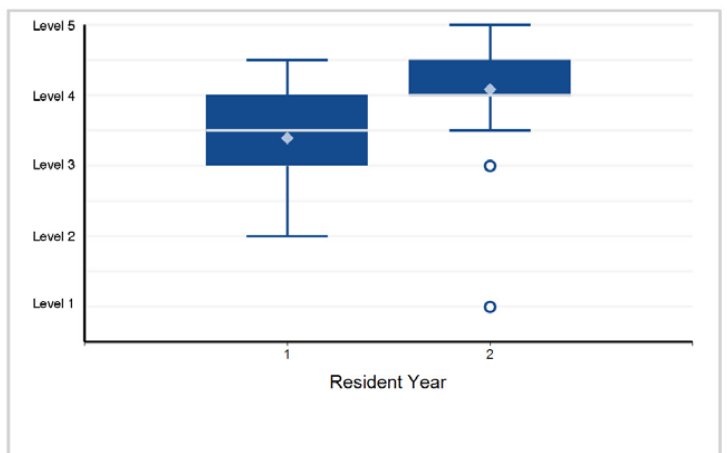
16. Practice-Based Learning and Improvement - Practice-Based Learning and Improvement 2: Reflective Practice and Commitment ...



17. Practice-Based Learning and Improvement - Practice-Based Learning and Improvement 3: Scholarly Activity



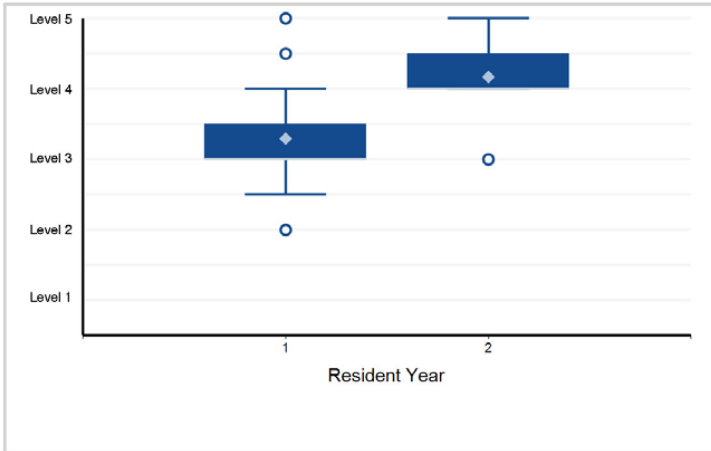
18. Professionalism - Professionalism 1: Professional Behavior



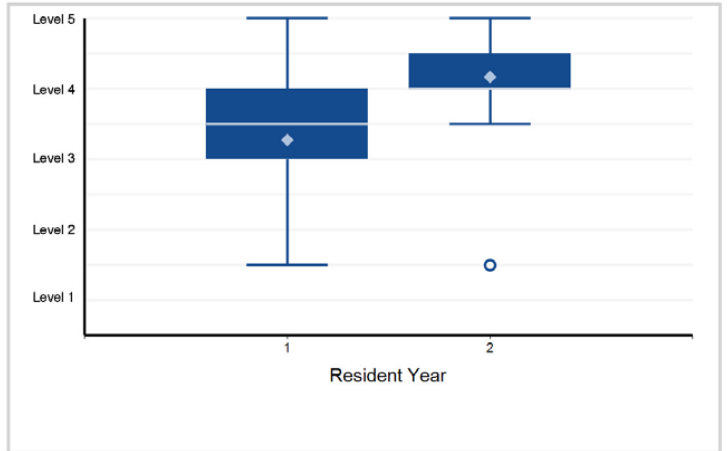
Specialty Box Plot Report - Milestone Evaluation by Resident/Fellow Year: Year-End 2023-2024

SUBSPECIALTY: Complex Family Planning

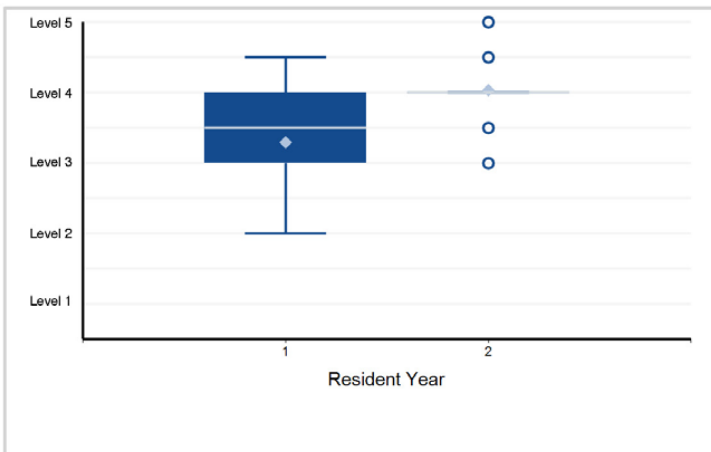
19. Professionalism - Professionalism 2: Ethical Principles



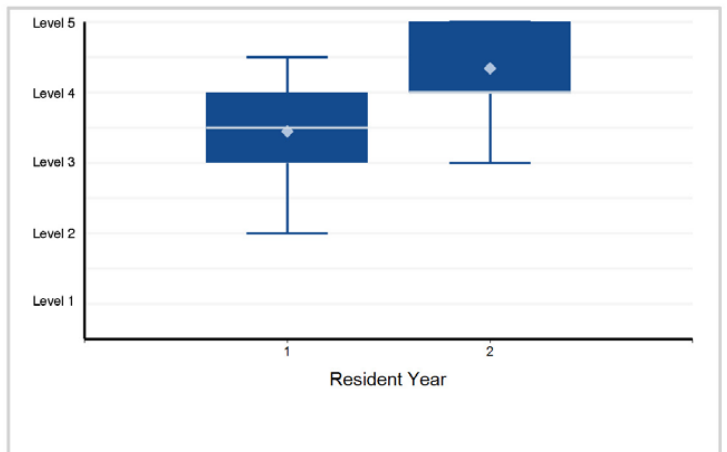
20. Professionalism - Professionalism 3: Accountability/Conscientiousness



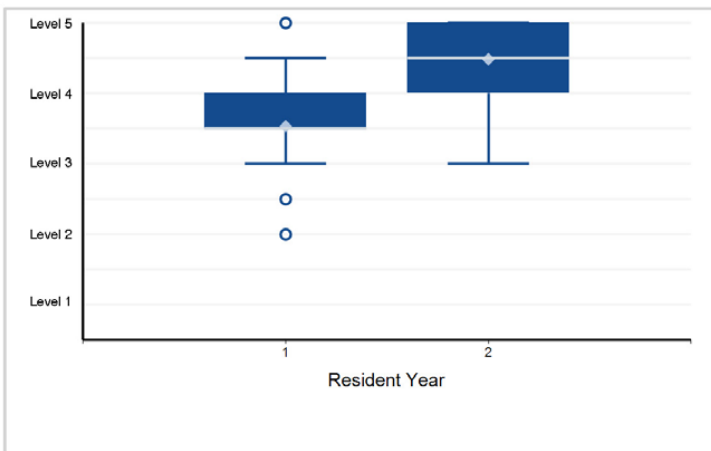
21. Professionalism - Professionalism 4: Self-Awareness and Help-Seeking



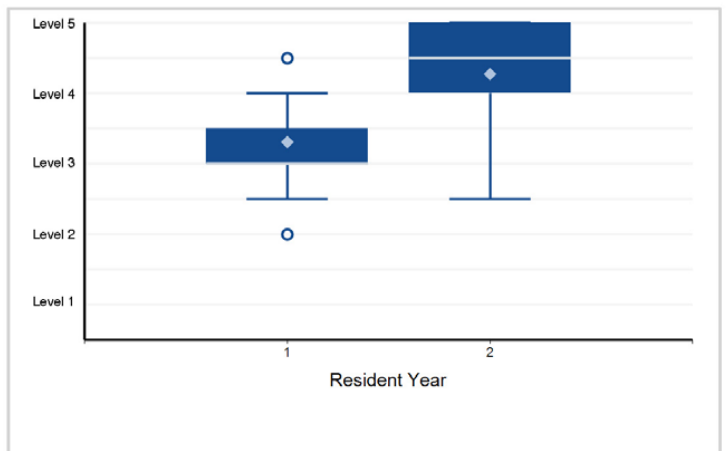
22. Interpersonal and Communication Skills - Interpersonal and Communication Skills 1: Patient- and Family-Centered Communication



23. Interpersonal and Communication Skills - Interpersonal and Communication Skills 2: Patient Counseling ...



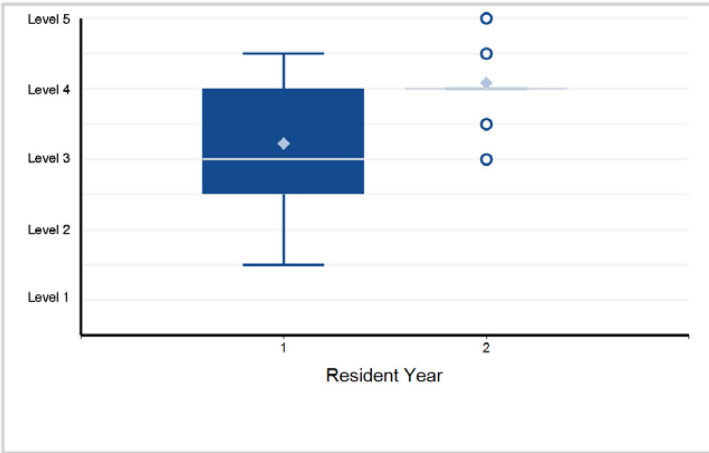
24. Interpersonal and Communication Skills - Interpersonal and Communication Skills 3: Interprofessional and Team Communication



Specialty Box Plot Report - Milestone Evaluation by Resident/Fellow Year: Year-End 2023-2024

SUBSPECIALTY: Complex Family Planning

25. Interpersonal and Communication Skills - Interpersonal and Communication Skills 4: Communication within Health Care Systems

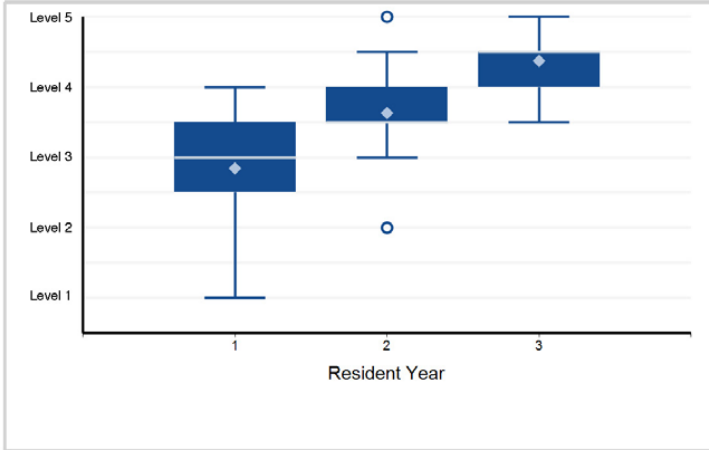


Specialty Box Plot Report - Milestone Evaluation by Resident/Fellow Year: Year-End 2023-2024

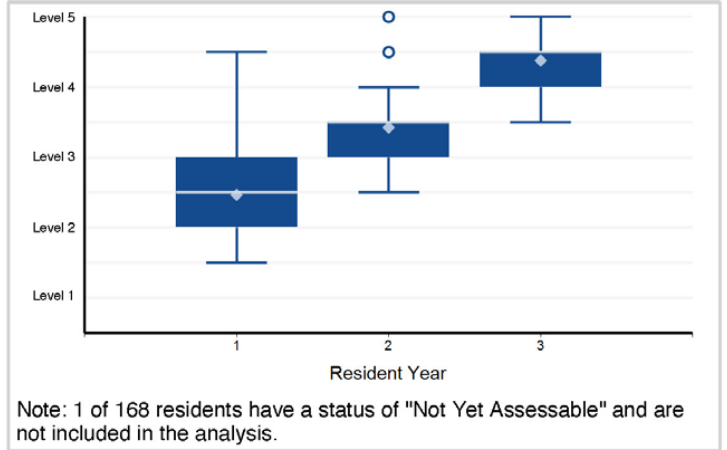
TABLE 66: SUBSPECIALTY: Female Pelvic Medicine and Reconstructive Surgery (multidisciplinary)

Fellow Year	1	2	3	Total Fellows
# of Fellows	61	56	51	168

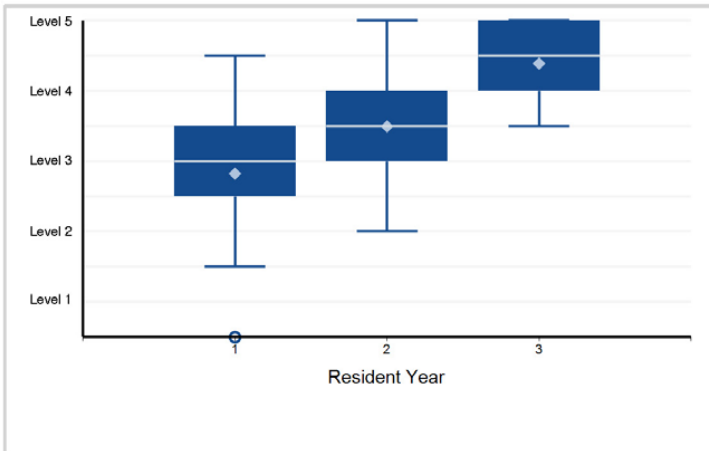
1. Patient Care - Patient Care 1: Patient and Pelvic Floor Evaluation



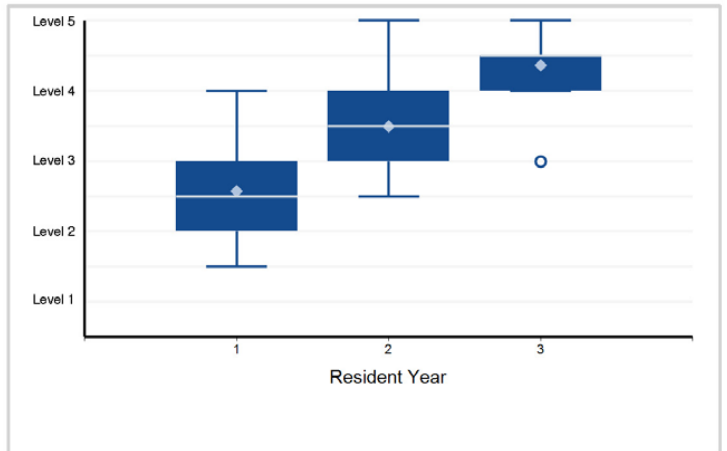
2. Patient Care - Patient Care 2: Office-Based Procedures



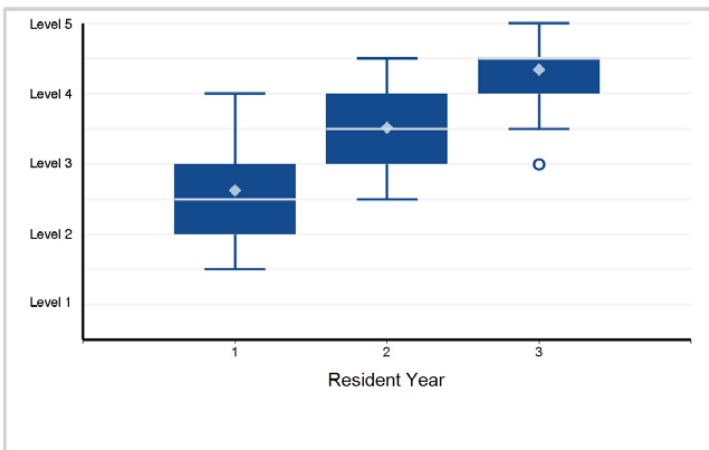
3. Patient Care - Patient Care 3: General Peri-Operative Management (Pre-, Intra-, and Post-Procedural)



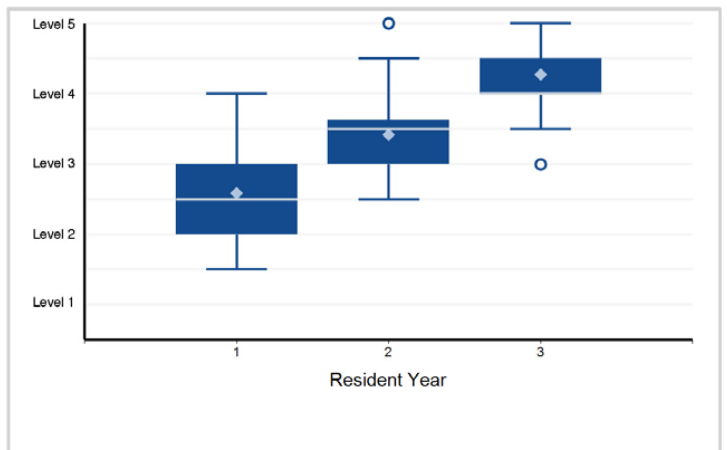
4. Patient Care - Patient Care 4: Endoscopic Procedures



5. Patient Care - Patient Care 5: Vaginal Procedures



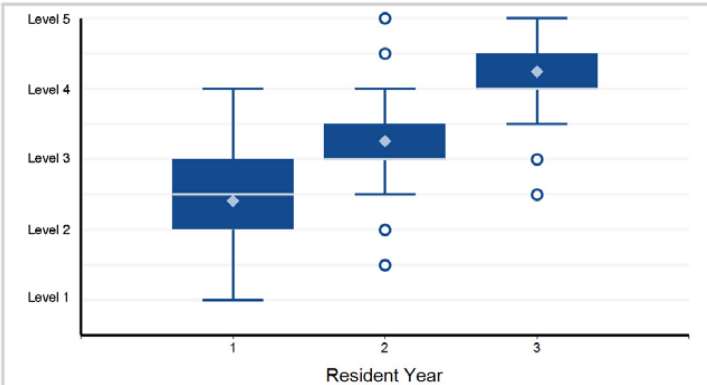
6. Patient Care - Patient Care 6: Incontinence and Lower Urinary Tract Procedures



Specialty Box Plot Report - Milestone Evaluation by Resident/Fellow Year: Year-End 2023-2024

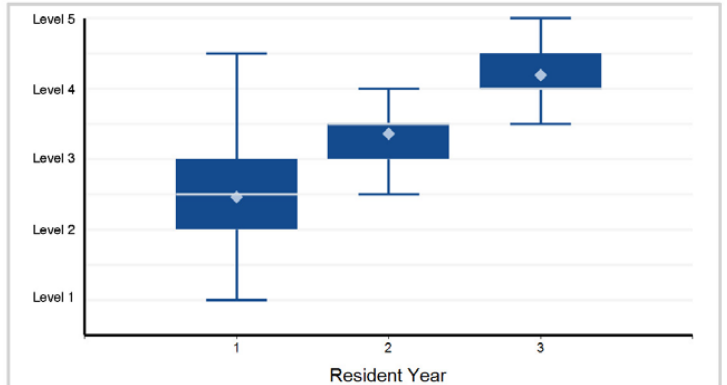
SUBSPECIALTY: Female Pelvic Medicine and Reconstructive Surgery (multidisciplinary)

7. Patient Care - Patient Care 7: Minimally Invasive Procedures (Laparoscopic and Robotic)

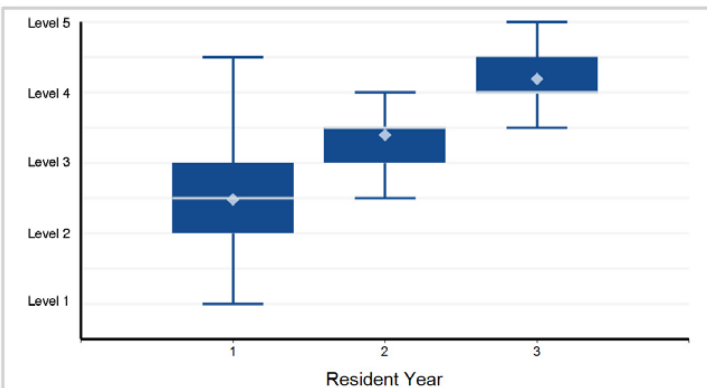


Note: 1 of 168 residents have a status of "Not Yet Assessable" and are not included in the analysis.

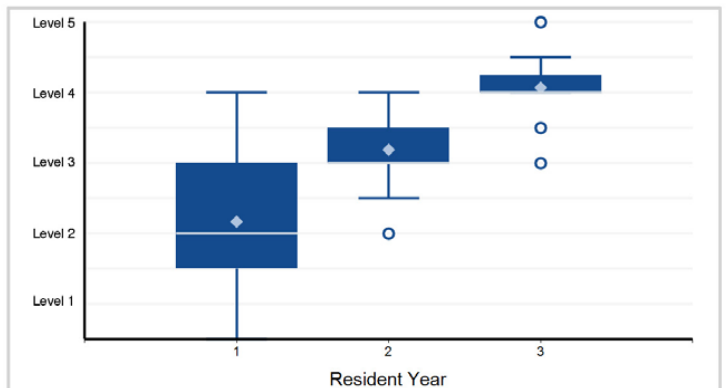
8. Medical Knowledge - Medical Knowledge 1: Pelvic Floor Anatomy and Physiology



9. Medical Knowledge - Medical Knowledge 2: Urinary Incontinence (UI) and Lower Urinary Tract Symptoms (LUTS)

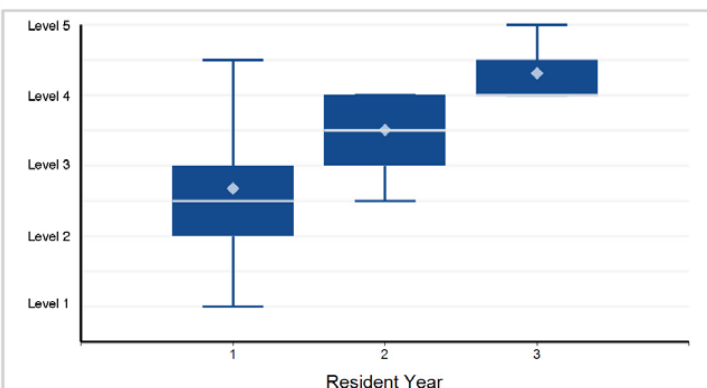


10. Medical Knowledge - Medical Knowledge 3: Fecal Incontinence (FI) and Defecatory Dysfunction (DD) Treatment

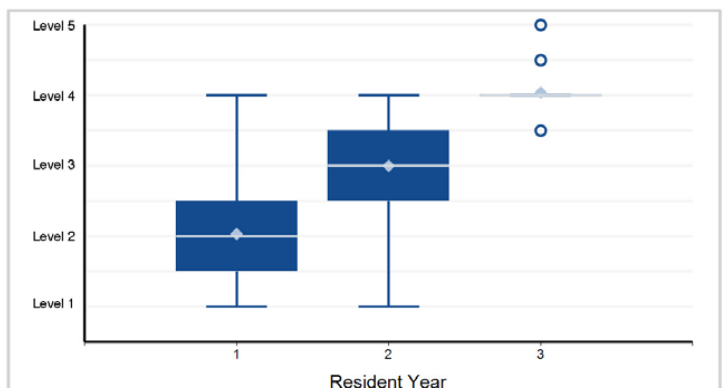


Note: 1 of 168 residents have a status of "Not Yet Assessable" and are not included in the analysis.

11. Medical Knowledge - Medical Knowledge 4: Pelvic Organ Prolapse (POP) Treatment



12. Medical Knowledge - Medical Knowledge 5: Urogenital Fistulas (UF) and Urethral Diverticula (UD) Treatment

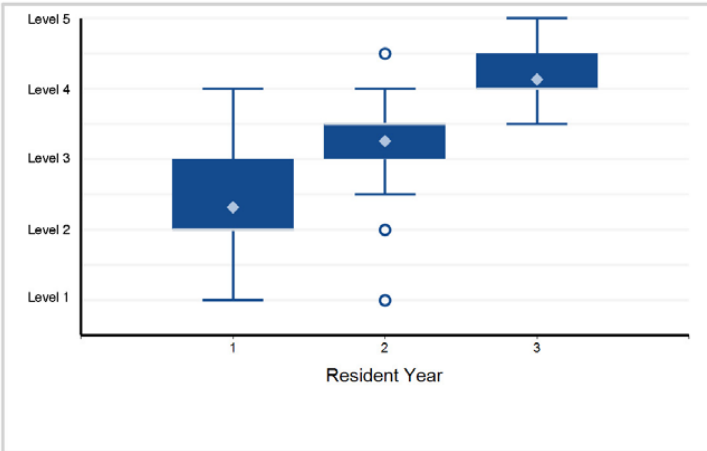


Note: 1 of 168 residents have a status of "Not Yet Assessable" and are not included in the analysis.

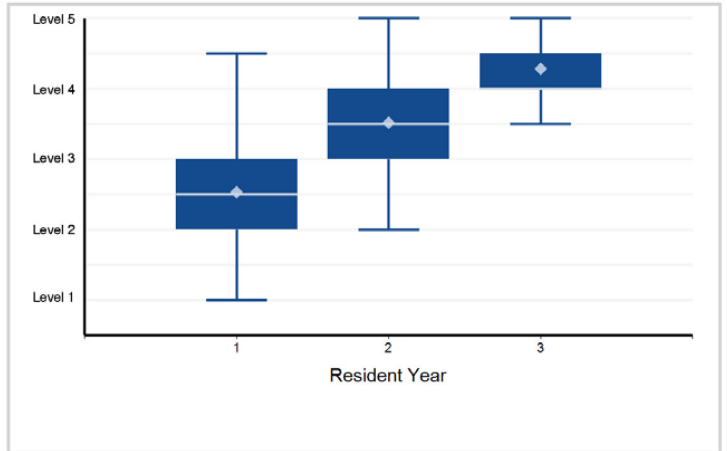
Specialty Box Plot Report - Milestone Evaluation by Resident/Fellow Year: Year-End 2023-2024

SUBSPECIALTY: Female Pelvic Medicine and Reconstructive Surgery (multidisciplinary)

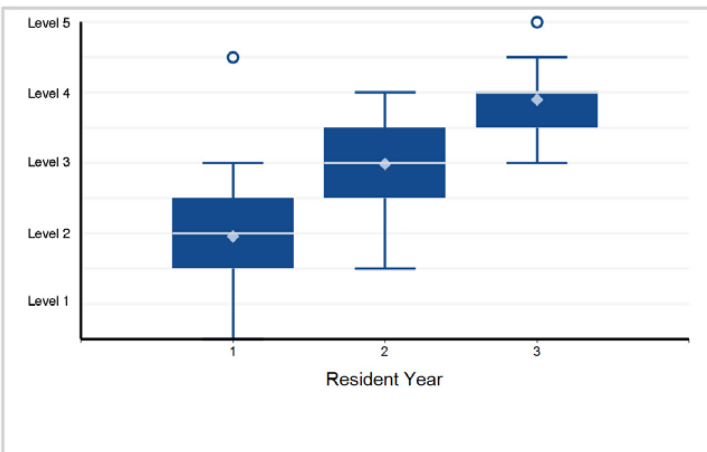
13. Medical Knowledge - Medical Knowledge 6: Painful Bladder Syndrome (PBS) and Pelvic Floor Dysfunction (PFDys)



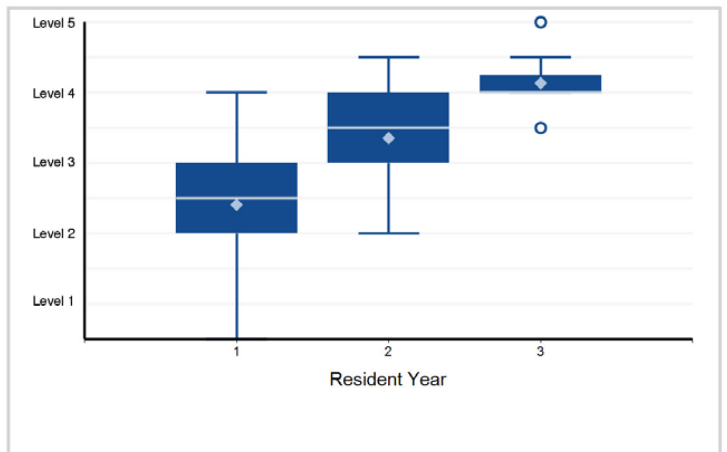
14. Medical Knowledge - Medical Knowledge 7: Urinary Tract Infection (UTI) and Hematuria



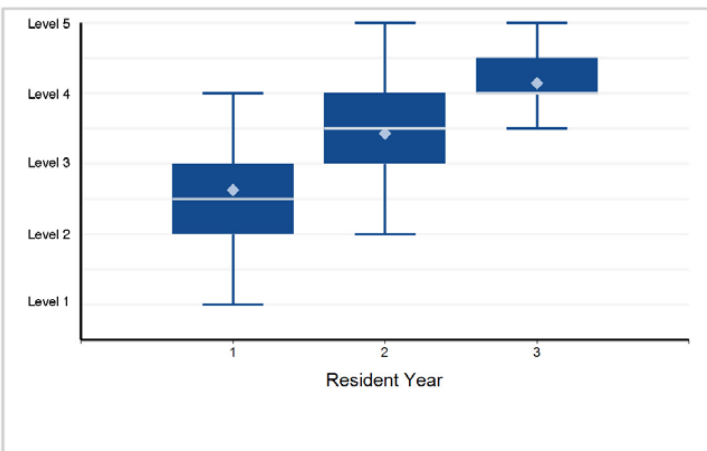
15. Medical Knowledge - Medical Knowledge 8: Neuro-Urology and Neurogenic Lower Urinary Tract Dysfunction



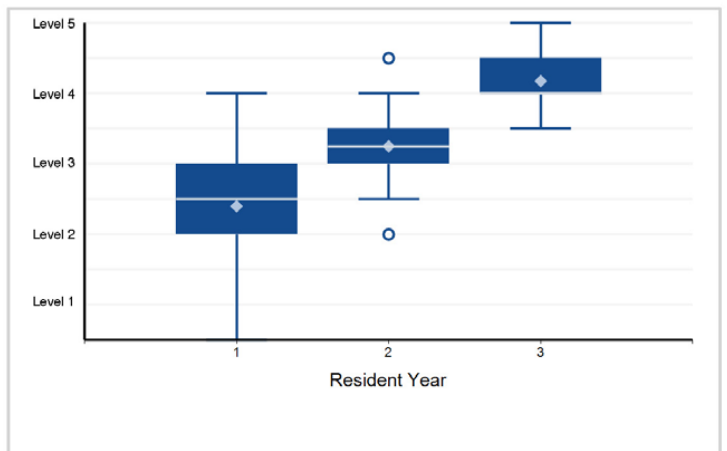
16. Systems-Based Practice - Systems-Based Practice 1: Patient Safety and Quality Improvement



17. Systems-Based Practice - Systems-Based Practice 2: System Navigation for Patient-Centered Care



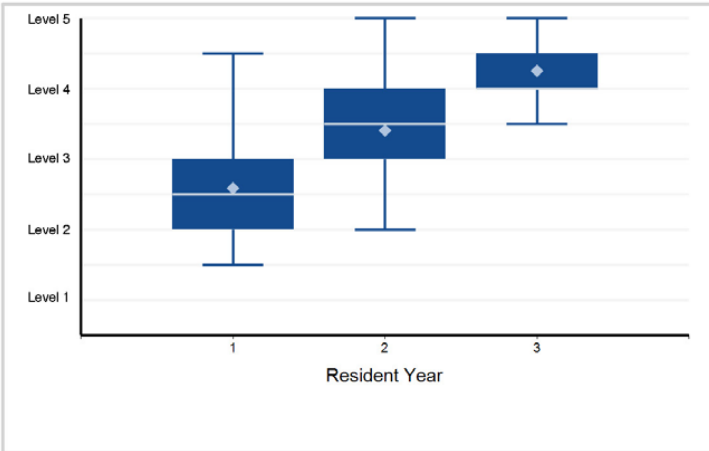
18. Systems-Based Practice - Systems-Based Practice 3: Physician Role in Health Care Systems



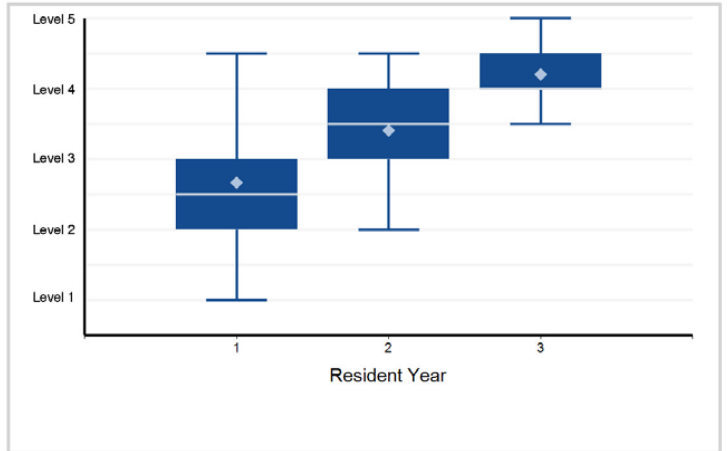
Specialty Box Plot Report - Milestone Evaluation by Resident/Fellow Year: Year-End 2023-2024

SUBSPECIALTY: Female Pelvic Medicine and Reconstructive Surgery (multidisciplinary)

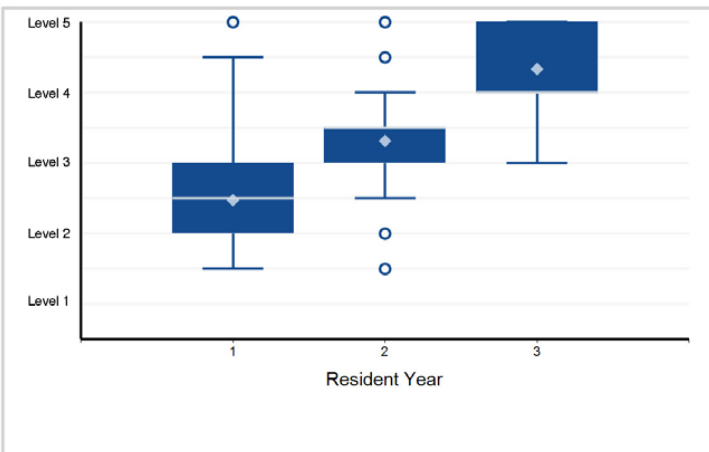
19. Practice-Based Learning and Improvement - Practice-Based Learning and Improvement 1: Evidence-Based and Informed Practice



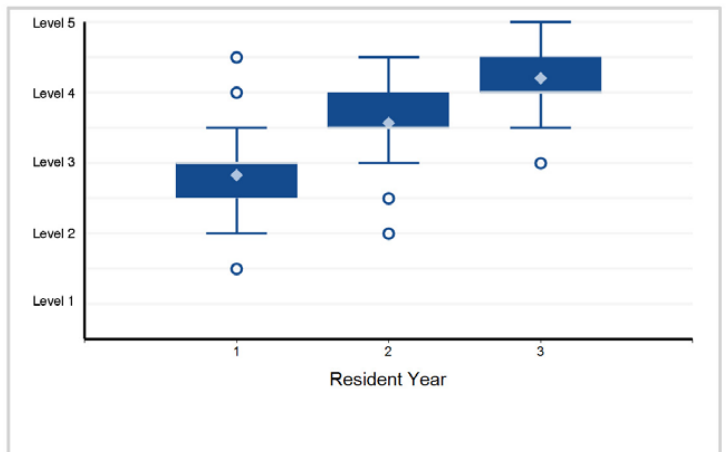
20. Practice-Based Learning and Improvement - Practice-Based Learning and Improvement 2: Reflective Practice and Commitment ...



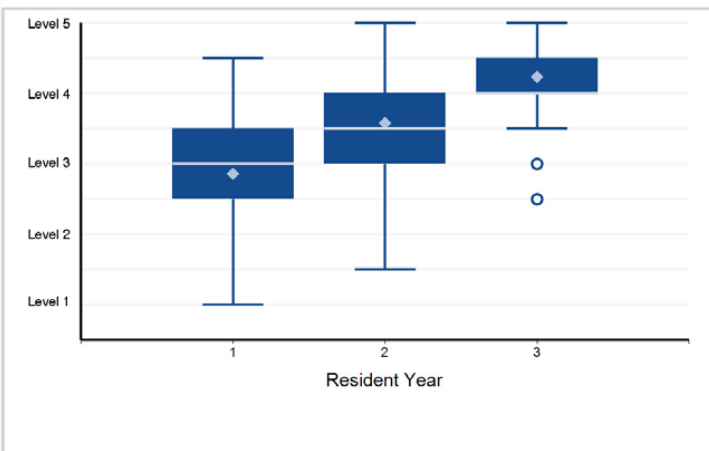
21. Practice-Based Learning and Improvement - Practice-Based Learning and Improvement 3: Scholarly Activity



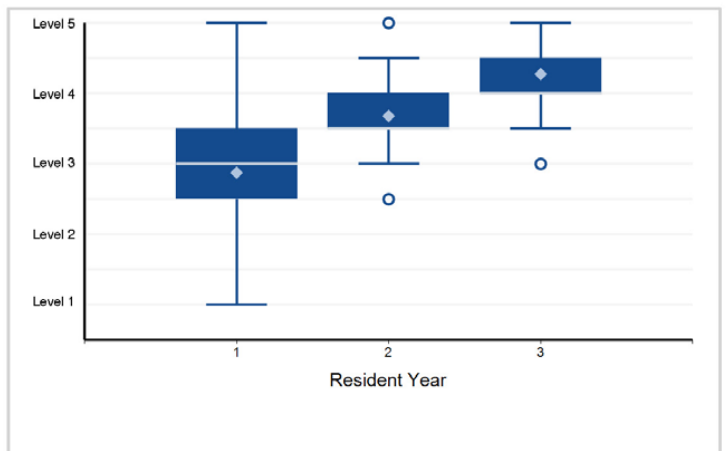
22. Professionalism - Professionalism 1: Professional Behavior and Ethical Principles



23. Professionalism - Professionalism 2: Accountability/Conscientiousness



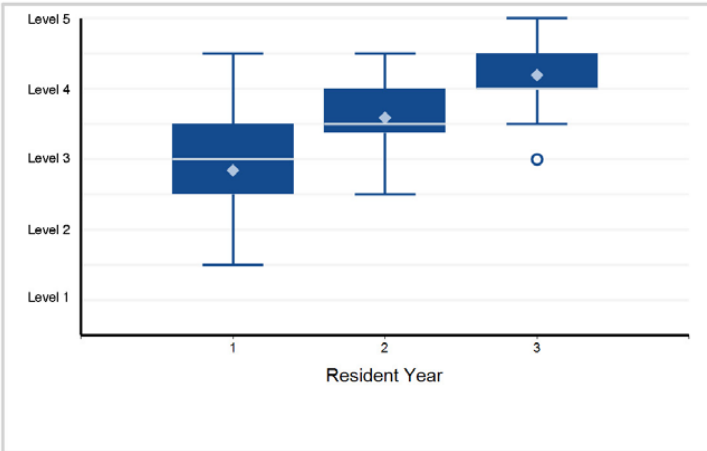
24. Professionalism - Professionalism 3: Well-Being and Awareness



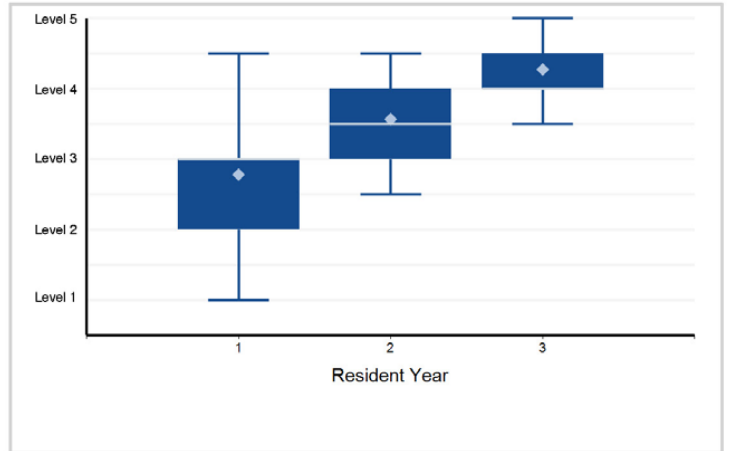
Specialty Box Plot Report - Milestone Evaluation by Resident/Fellow Year: Year-End 2023-2024

SUBSPECIALTY: Female Pelvic Medicine and Reconstructive Surgery (multidisciplinary)

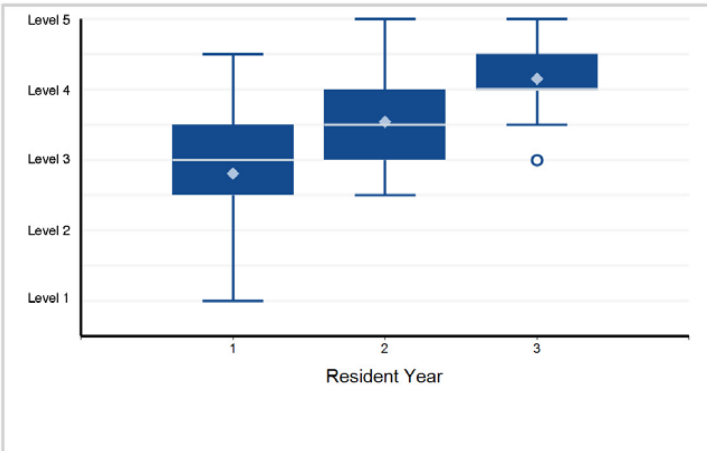
25. Interpersonal and Communication Skills - Interpersonal and Communication Skills 1: Patient- and Family-Centered Communication



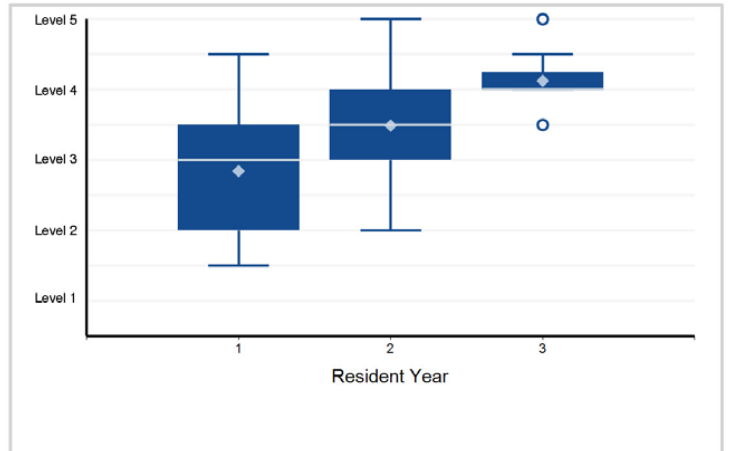
26. Interpersonal and Communication Skills - Interpersonal and Communication Skills 2: Patient Counseling ...



27. Interpersonal and Communication Skills - Interpersonal and Communication Skills 3: Interprofessional and Team Communication



28. Interpersonal and Communication Skills - Interpersonal and Communication Skills 4: Communication within Health Care Systems

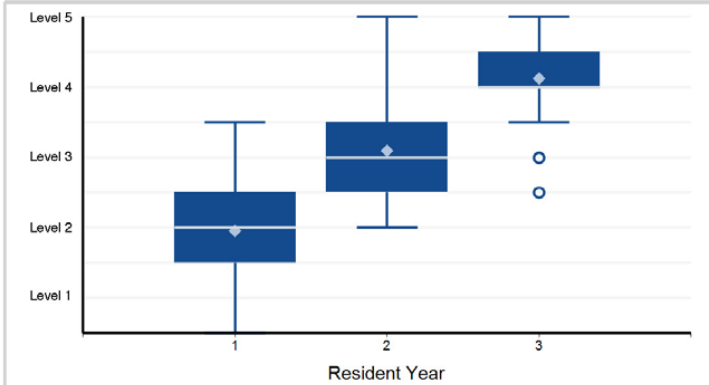


Specialty Box Plot Report - Milestone Evaluation by Resident/Fellow Year: Year-End 2023-2024

TABLE 67: SUBSPECIALTY: **Gynecologic Oncology**

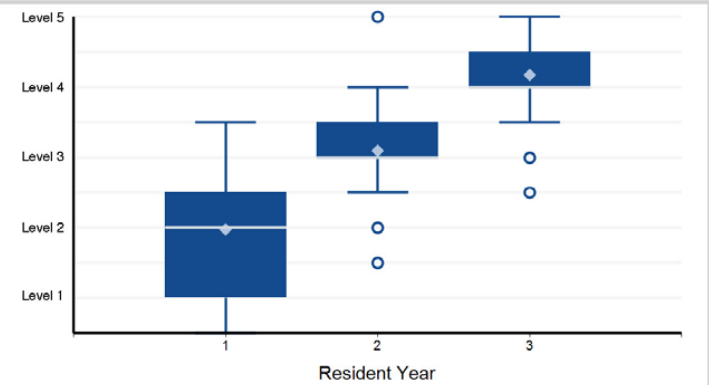
Fellow Year	1	2	3	Total Fellows
# of Fellows	90	81	77	248

1. Patient Care - Patient Care 1: Surgical Care of Gynecologic Cancer – Open Techniques



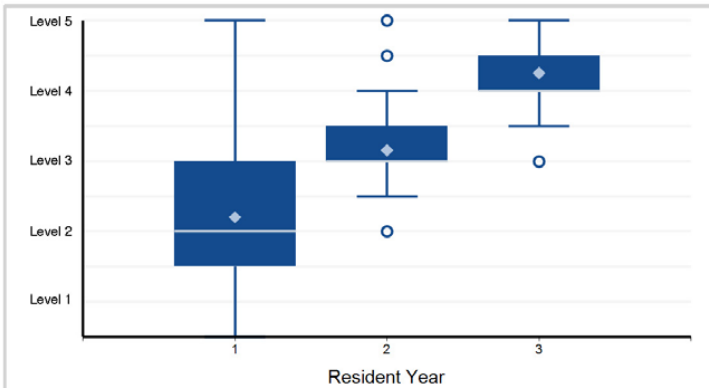
Note: 24 of 248 residents have a status of "Not Yet Assessable" and are not included in the analysis.

2. Patient Care - Patient Care 2: Surgical Care of Gynecologic Cancer – Minimally Invasive Surgical (MIS) Techniques



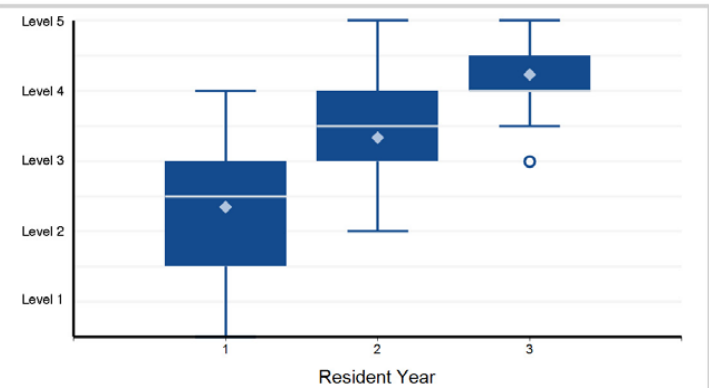
Note: 25 of 248 residents have a status of "Not Yet Assessable" and are not included in the analysis.

3. Patient Care - Patient Care 3: Management of Chemotherapy and Targeted Therapeutics



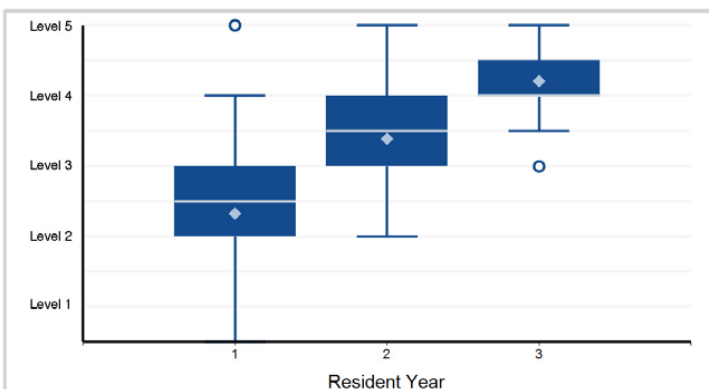
Note: 22 of 248 residents have a status of "Not Yet Assessable" and are not included in the analysis.

4. Patient Care - Patient Care 4: Peri-Operative Care (Pre-, Intra-, and Post-)



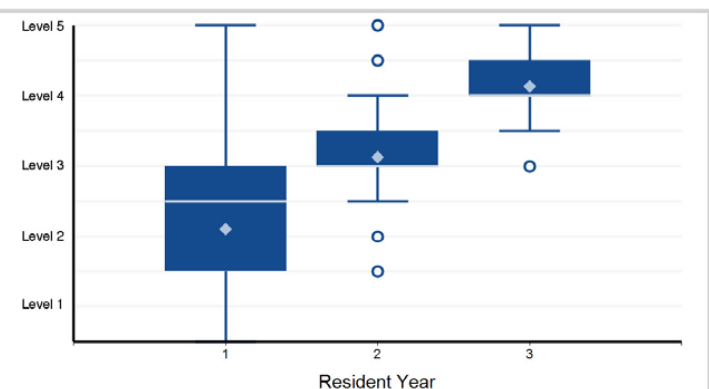
Note: 18 of 248 residents have a status of "Not Yet Assessable" and are not included in the analysis.

5. Patient Care - Patient Care 5: Palliative Symptom Management



Note: 22 of 248 residents have a status of "Not Yet Assessable" and are not included in the analysis.

6. Medical Knowledge - Medical Knowledge 1: Anatomy

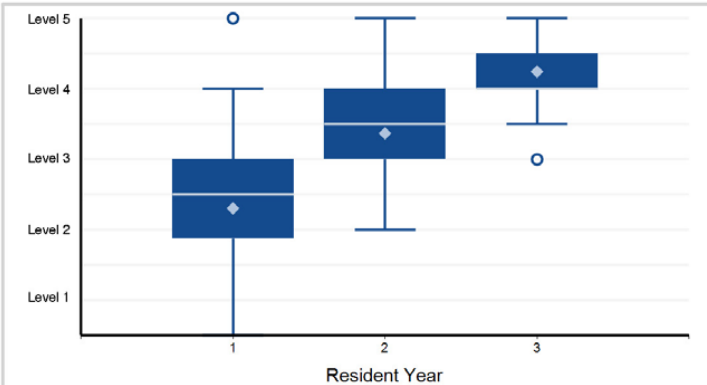


Note: 17 of 248 residents have a status of "Not Yet Assessable" and are not included in the analysis.

Specialty Box Plot Report - Milestone Evaluation by Resident/Fellow Year: Year-End 2023-2024

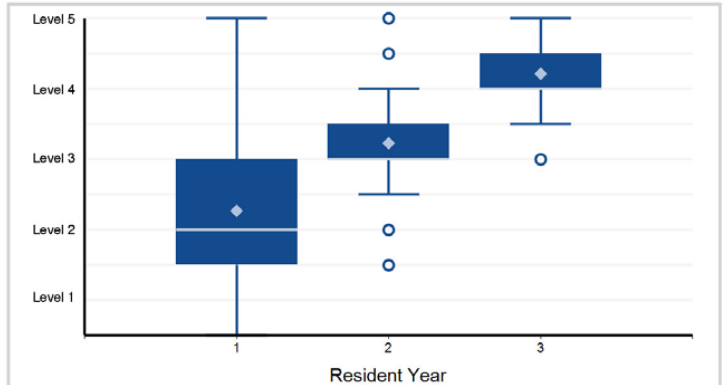
SUBSPECIALTY: Gynecologic Oncology

7. Medical Knowledge - Medical Knowledge 2: Medical Diseases in Gynecologic Cancer – Organ System Disorders



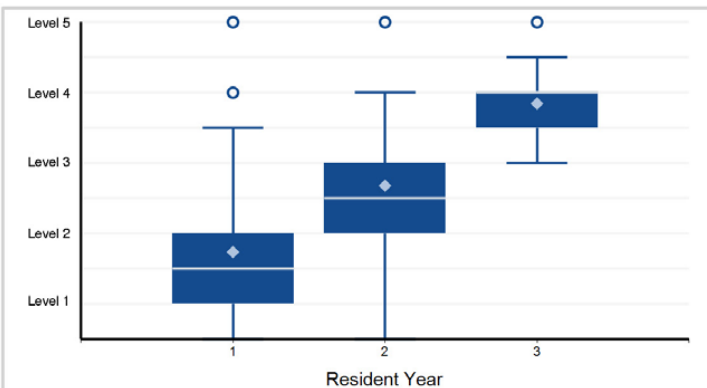
Note: 14 of 248 residents have a status of "Not Yet Assessable" and are not included in the analysis.

8. Medical Knowledge - Medical Knowledge 3: Genetics, Cancer Biology, and Immunology



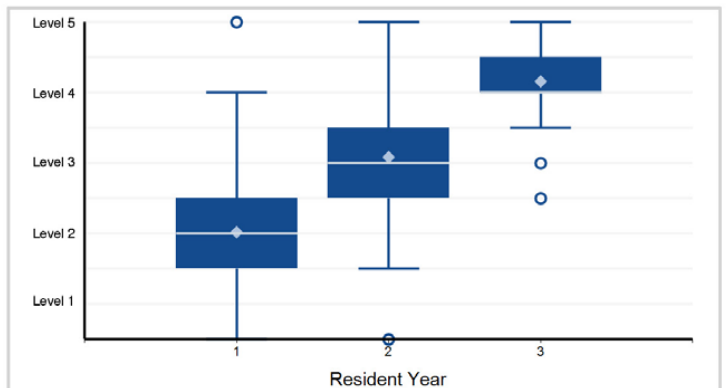
Note: 9 of 248 residents have a status of "Not Yet Assessable" and are not included in the analysis.

9. Medical Knowledge - Medical Knowledge 4: Radiation Therapy – Radiation Biology and Physics



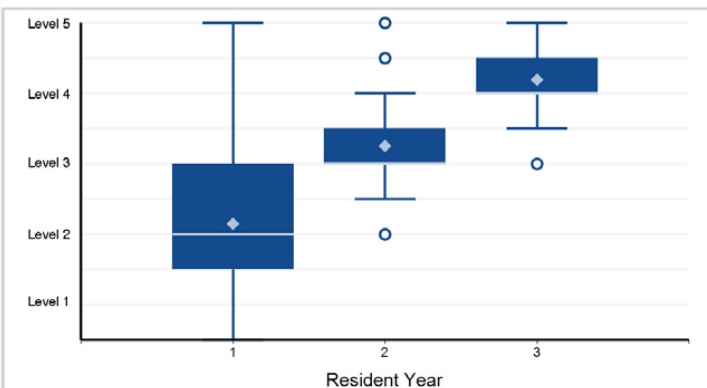
Note: 17 of 248 residents have a status of "Not Yet Assessable" and are not included in the analysis.

10. Medical Knowledge - Medical Knowledge 5: Chemotherapy and Targeted Therapeutics



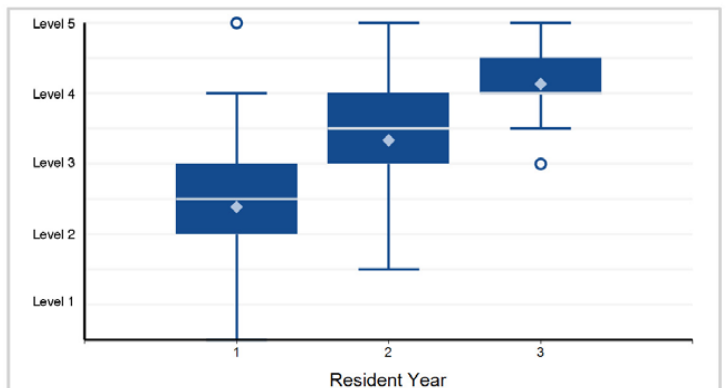
Note: 11 of 248 residents have a status of "Not Yet Assessable" and are not included in the analysis.

11. Medical Knowledge - Medical Knowledge 6: Diagnostic Techniques and Treatment Planning



Note: 13 of 248 residents have a status of "Not Yet Assessable" and are not included in the analysis.

12. Medical Knowledge - Medical Knowledge 7: Clinical Studies

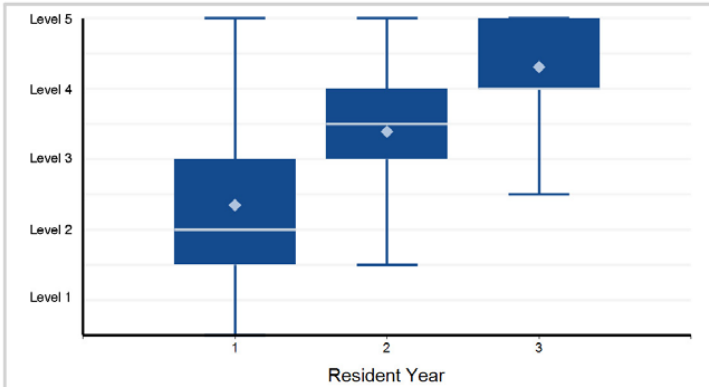


Note: 5 of 248 residents have a status of "Not Yet Assessable" and are not included in the analysis.

Specialty Box Plot Report - Milestone Evaluation by Resident/Fellow Year: Year-End 2023-2024

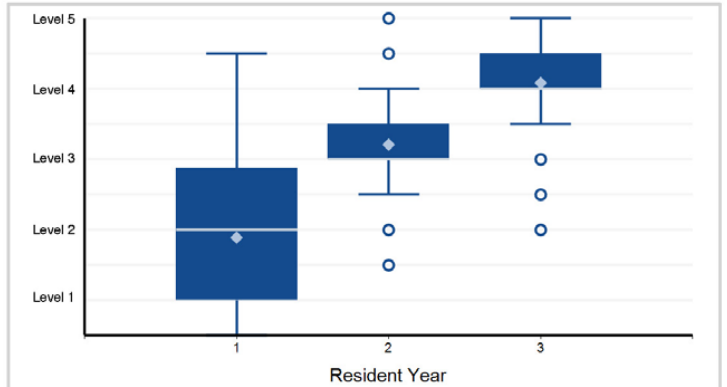
SUBSPECIALTY: Gynecologic Oncology

13. Medical Knowledge - Medical Knowledge 8: End-of-Life Care

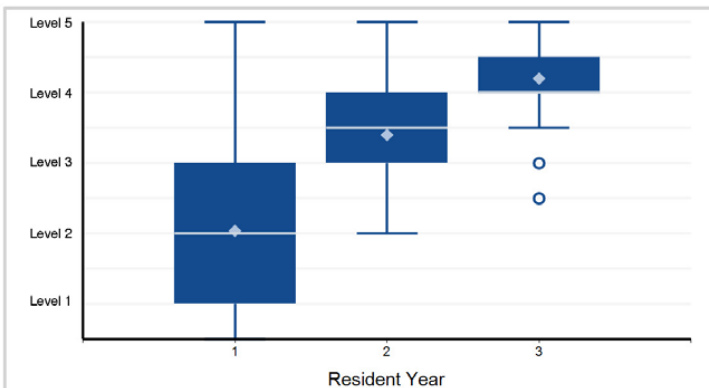


Note: 23 of 248 residents have a status of "Not Yet Assessable" and are not included in the analysis.

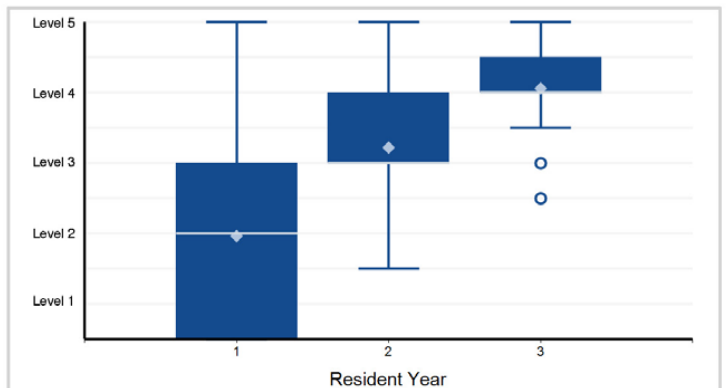
14. Systems-Based Practice - Systems-Based Practice 1: Patient Safety and Quality Improvement



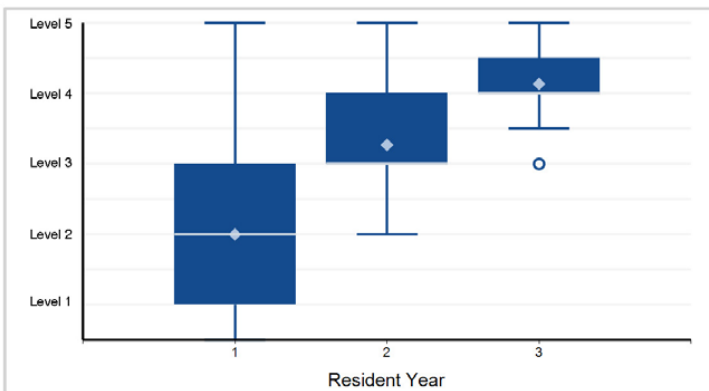
15. Systems-Based Practice - Systems-Based Practice 2: System Navigation for Patient-Centered Care



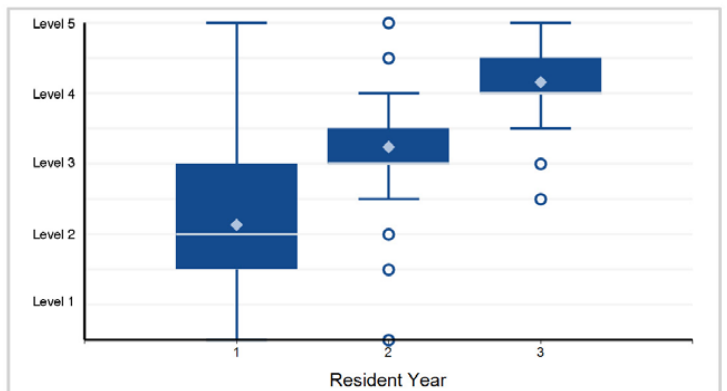
16. Systems-Based Practice - Systems-Based Practice 3: Community and Population Health



17. Systems-Based Practice - Systems-Based Practice 4: Physician Role in Health Care Systems



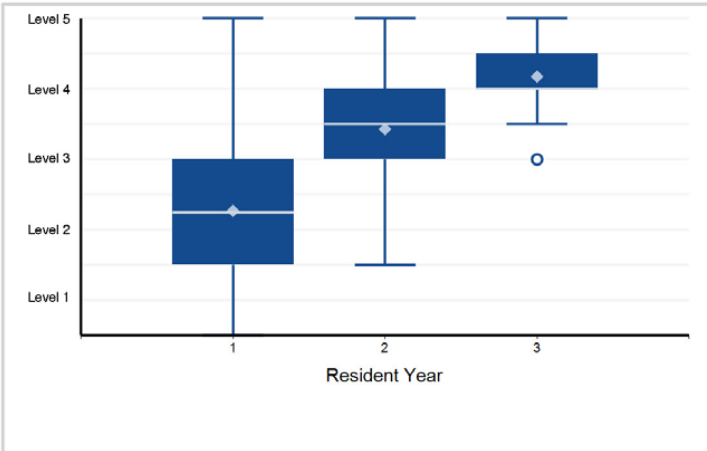
18. Practice-Based Learning and Improvement - Practice-Based Learning and Improvement 1: Evidence-Based and Informed Practice



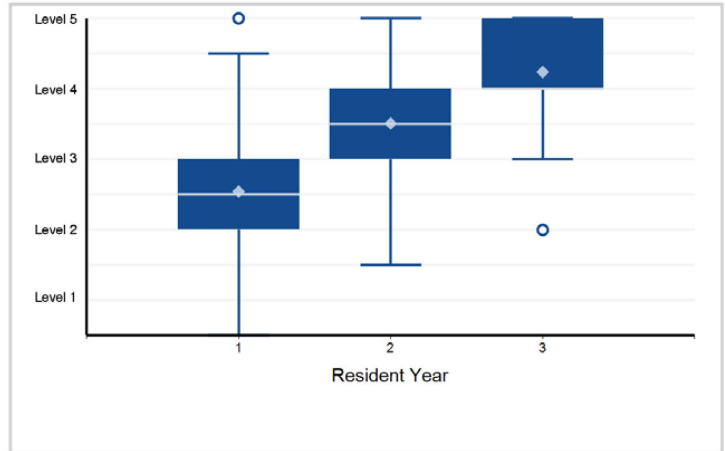
Specialty Box Plot Report - Milestone Evaluation by Resident/Fellow Year: Year-End 2023-2024

SUBSPECIALTY: Gynecologic Oncology

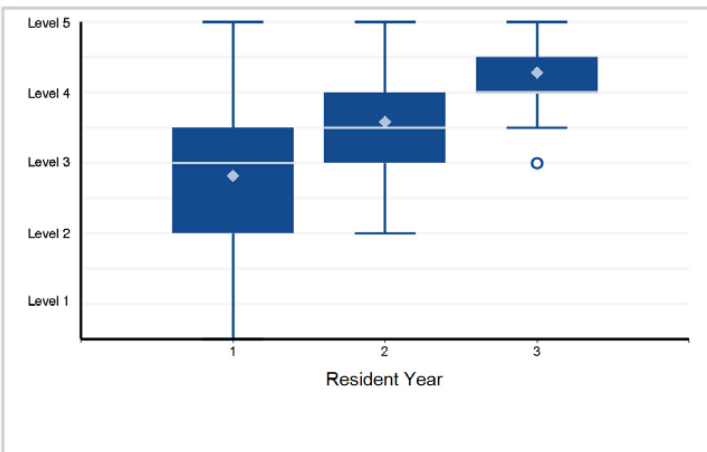
19. Practice-Based Learning and Improvement - Practice-Based Learning and Improvement 2: Reflective Practice and Commitment ...



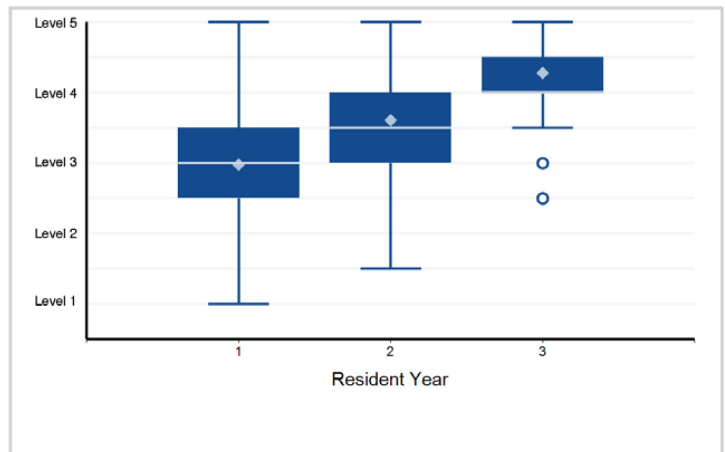
20. Practice-Based Learning and Improvement - Practice-Based Learning and Improvement 3: Scholarly Activity



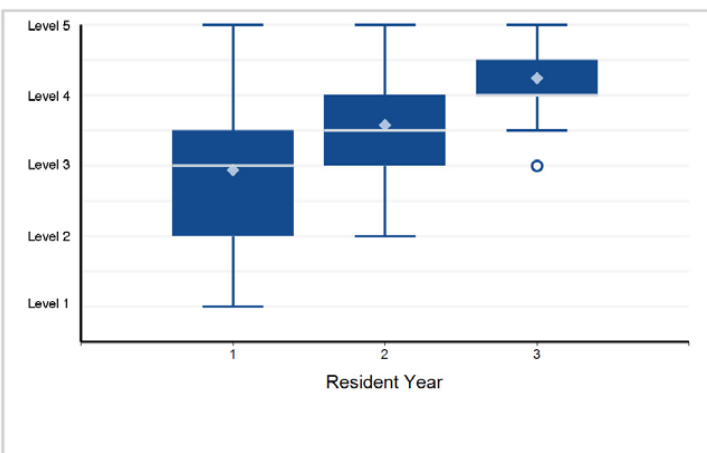
21. Professionalism - Professionalism 1: Professional Behavior and Ethical Principles



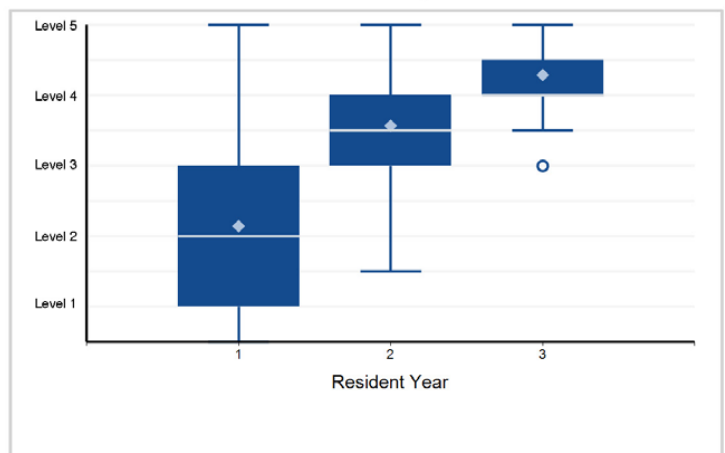
22. Professionalism - Professionalism 2: Accountability/Conscientiousness



23. Professionalism - Professionalism 3: Well-Being



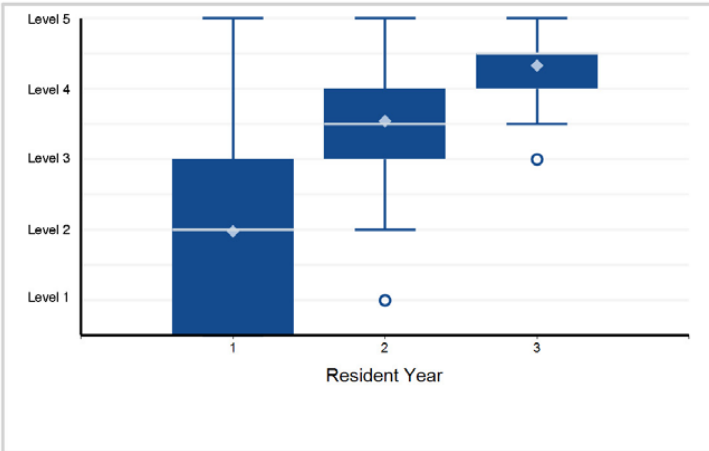
24. Interpersonal and Communication Skills - Interpersonal and Communication Skills 1: Patient- and Family-Centered ...



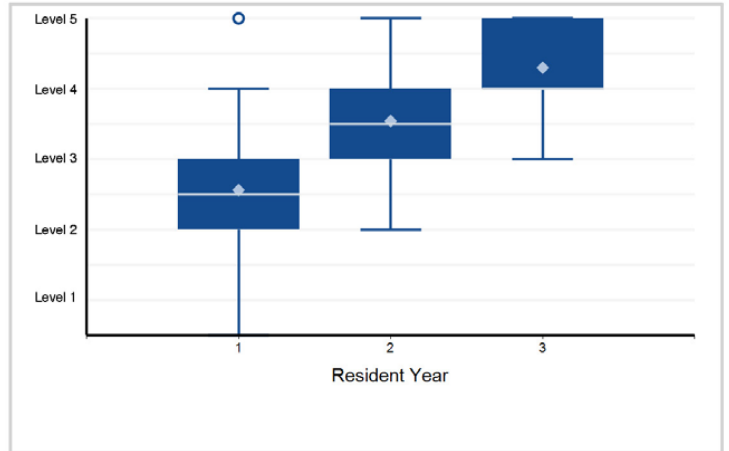
Specialty Box Plot Report - Milestone Evaluation by Resident/Fellow Year: Year-End 2023-2024

SUBSPECIALTY: Gynecologic Oncology

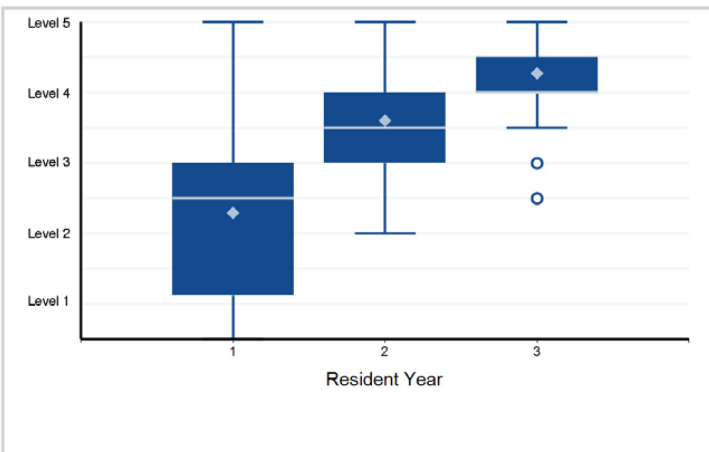
25. Interpersonal and Communication Skills - Interpersonal and Communication Skills 2: Critical Cancer Conversations



26. Interpersonal and Communication Skills - Interpersonal and Communication Skills 3: Interprofessional and Team Communication



27. Interpersonal and Communication Skills - Interpersonal and Communication Skills 4: Communication within Health Care Systems

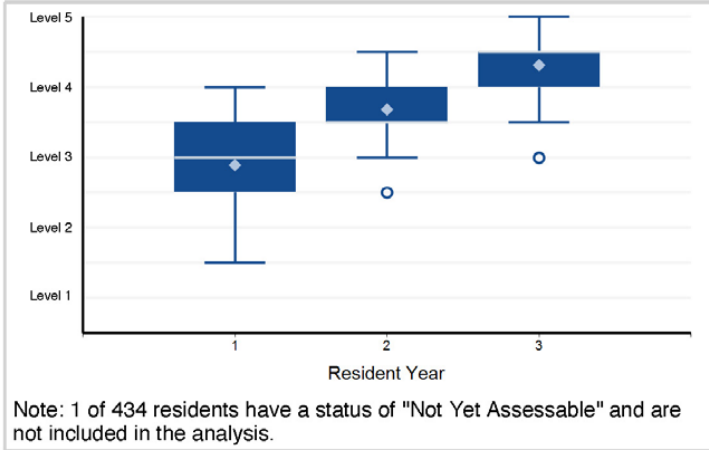


Specialty Box Plot Report - Milestone Evaluation by Resident/Fellow Year: Year-End 2023-2024

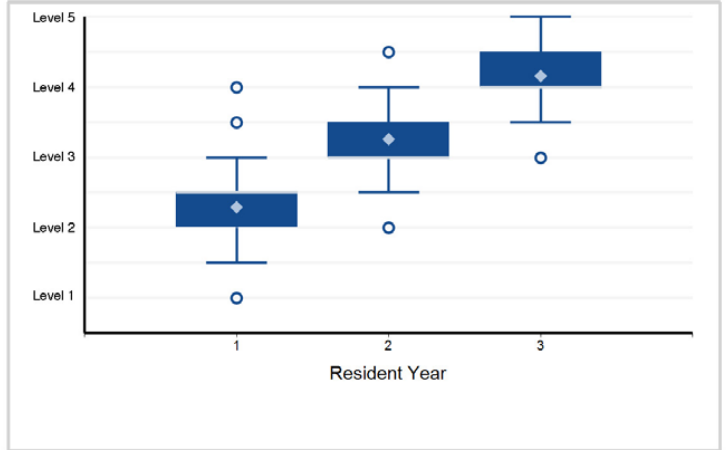
TABLE 68: SUBSPECIALTY: **Maternal-Fetal Medicine**

Fellow Year	1	2	3	Total Fellows
# of Fellows	152	146	136	434

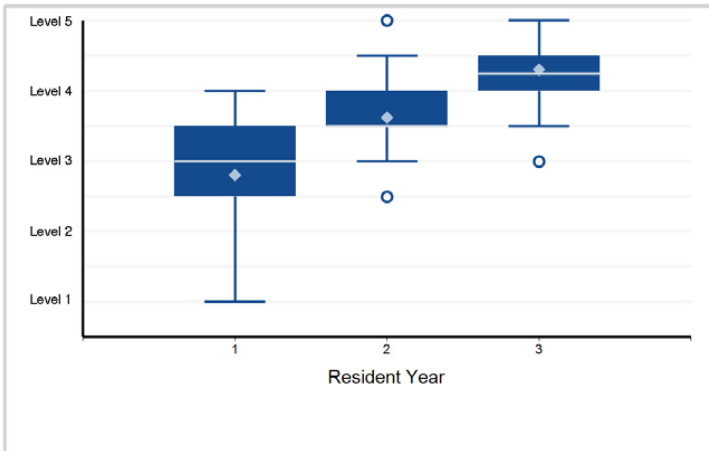
1. Patient Care - Patient Care 1: Labor and Delivery



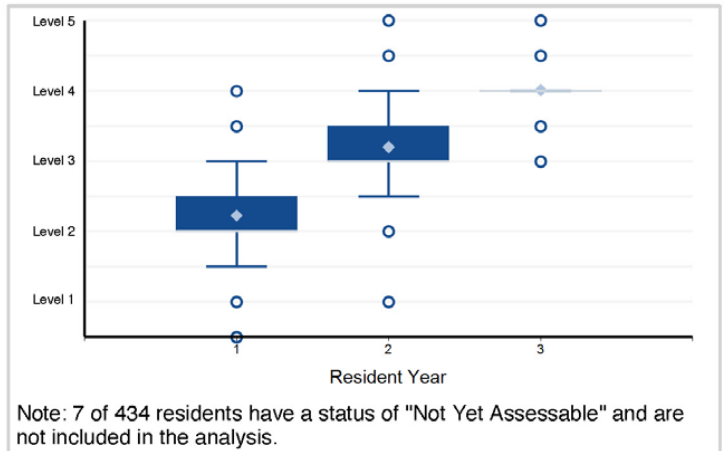
2. Patient Care - Patient Care 2: Sonographic Diagnosis and Procedures



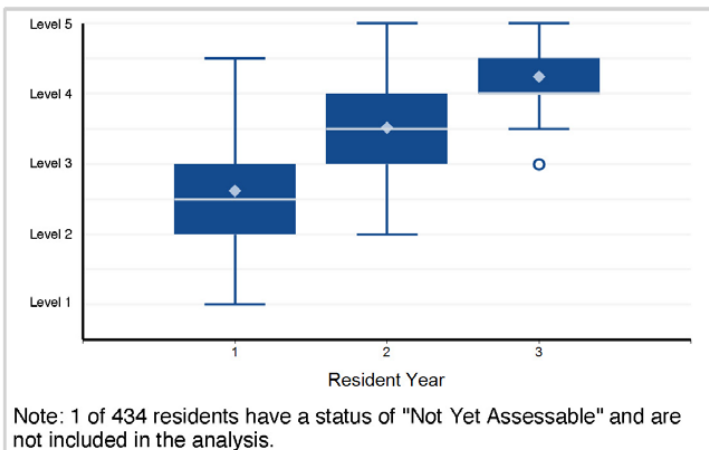
3. Patient Care - Patient Care 3: Complications of Pregnancy



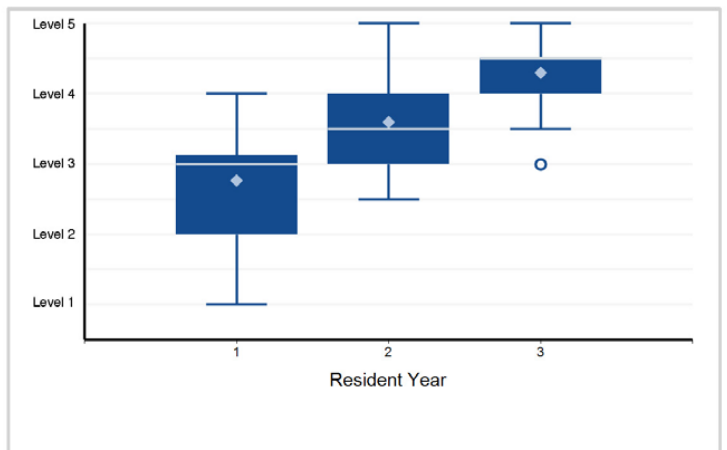
4. Patient Care - Patient Care 4: Complex Genetic Counseling



5. Patient Care - Patient Care 5: Critical Care



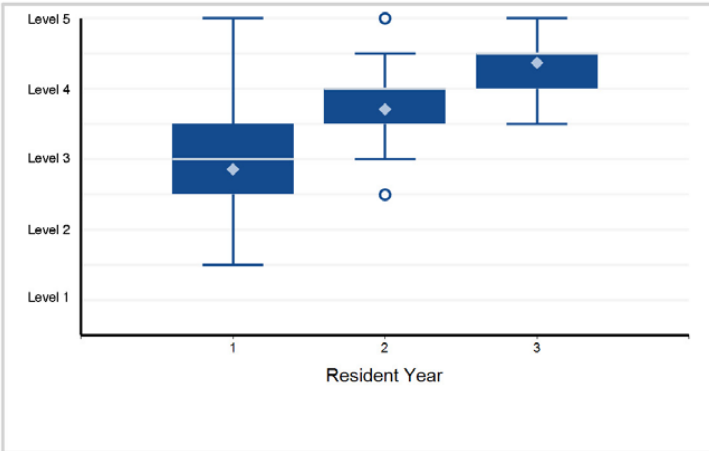
6. Medical Knowledge - Medical Knowledge 1: Medical Complications of Pregnancy



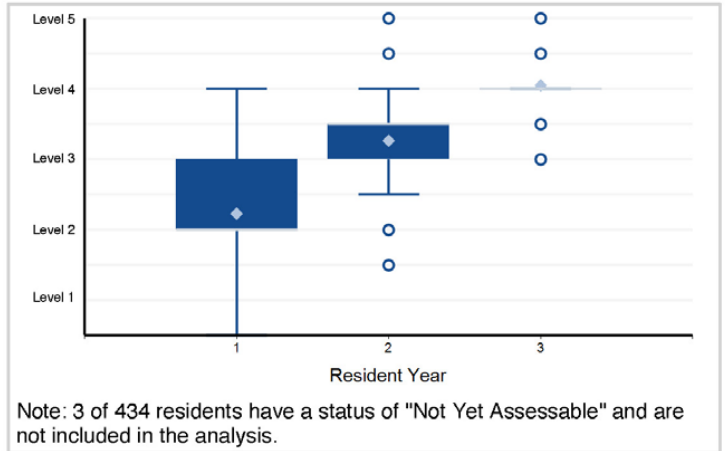
Specialty Box Plot Report - Milestone Evaluation by Resident/Fellow Year: Year-End 2023-2024

SUBSPECIALTY: Maternal-Fetal Medicine

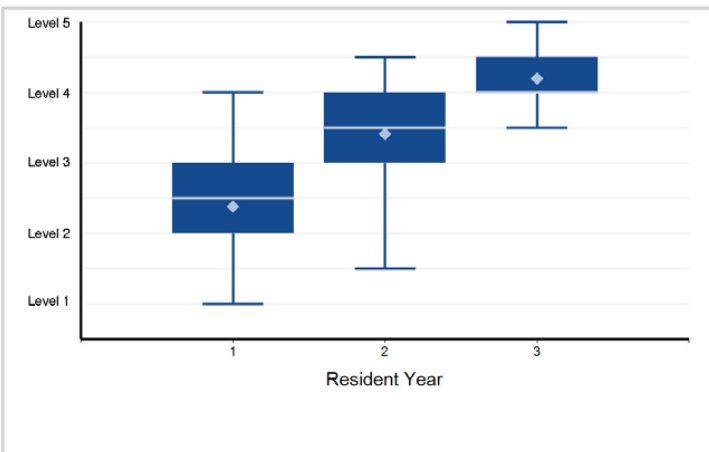
7. Medical Knowledge - Medical Knowledge 2: Obstetrical Complications (Antepartum, Intrapartum, Postpartum)



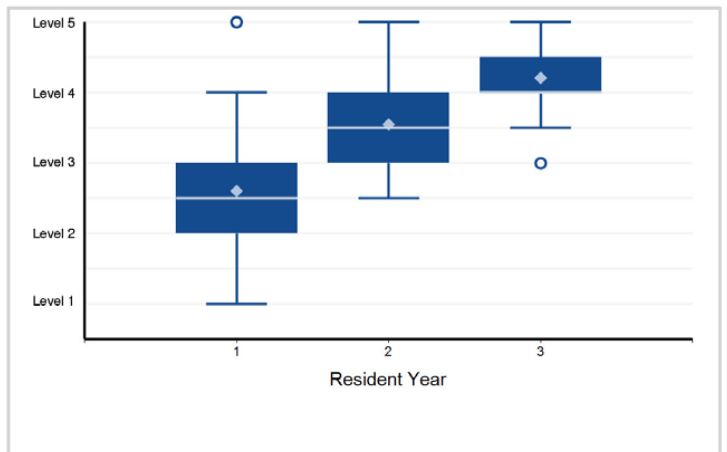
8. Medical Knowledge - Medical Knowledge 3: Genetic Principles



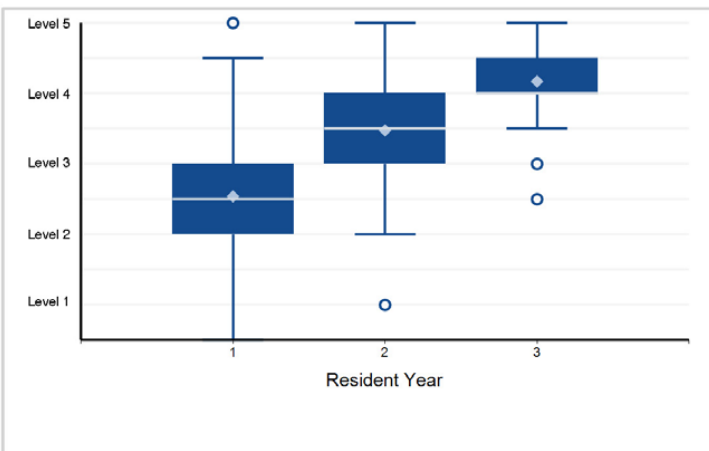
9. Medical Knowledge - Medical Knowledge 4: Prenatal Imaging and Diagnosis



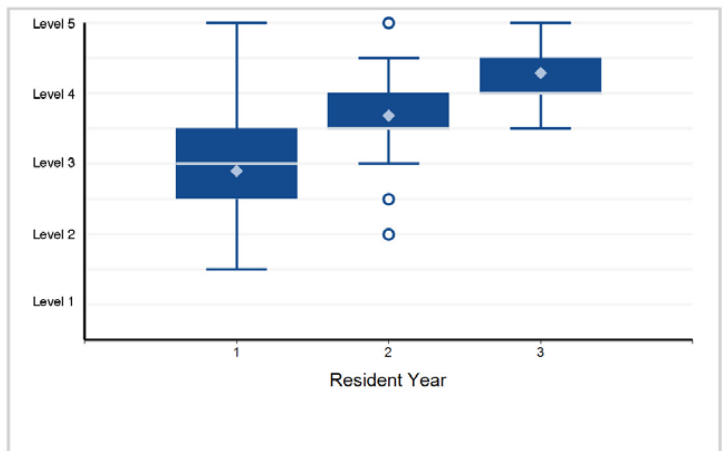
10. Systems-Based Practice - Systems-Based Practice 1: Patient Safety



11. Systems-Based Practice - Systems-Based Practice 2: Quality Improvement



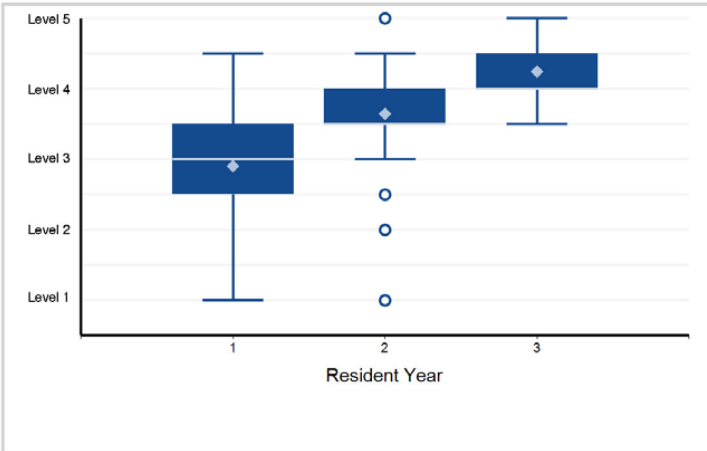
12. Systems-Based Practice - Systems-Based Practice 3: System Navigation for Patient-Centered Care – Coordination of Care



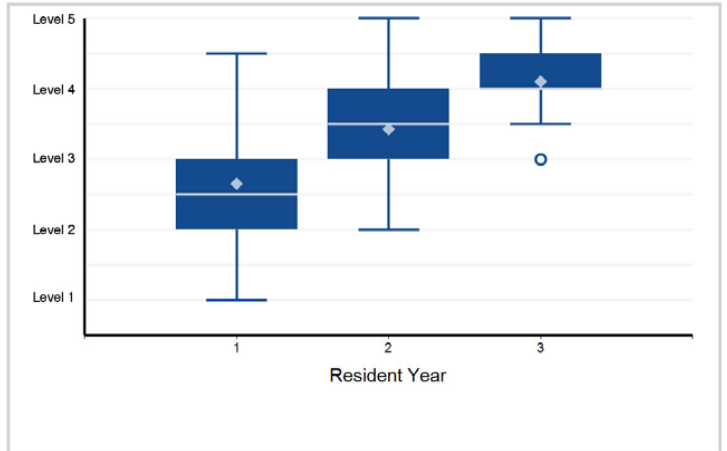
Specialty Box Plot Report - Milestone Evaluation by Resident/Fellow Year: Year-End 2023-2024

SUBSPECIALTY: Maternal-Fetal Medicine

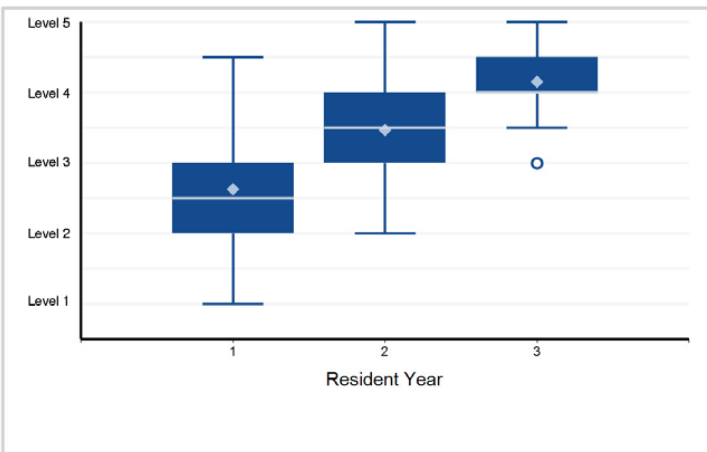
13. Systems-Based Practice - Systems-Based Practice 4: System Navigation for Patient-Centered Care – Transitions of Care



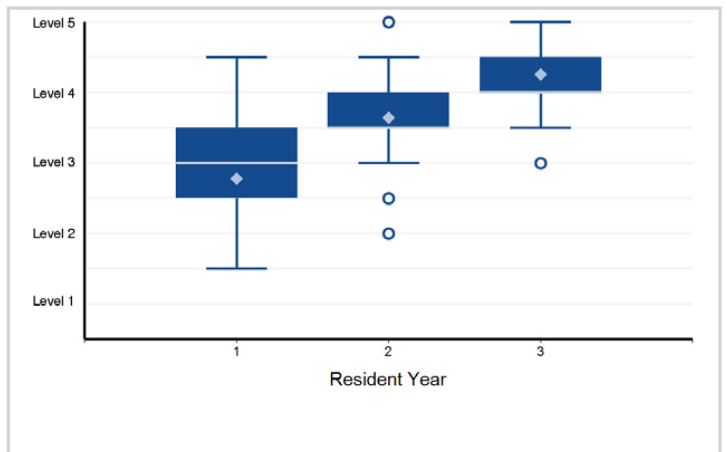
14. Systems-Based Practice - Systems-Based Practice 5: Community and Population Health



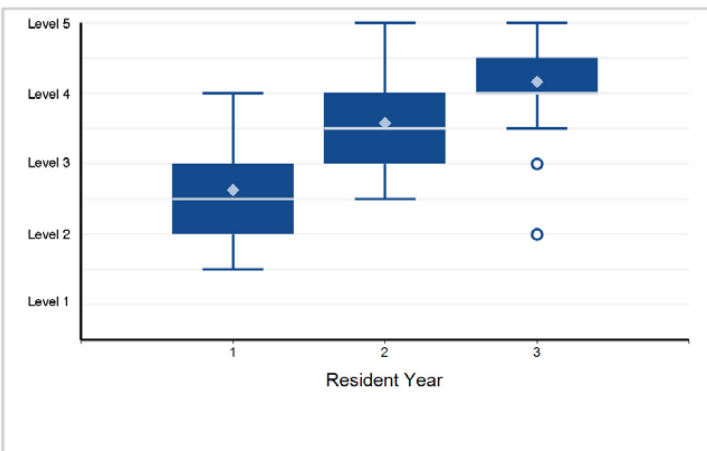
15. Systems-Based Practice - Systems-Based Practice 6: Physician Role in Health Care Systems



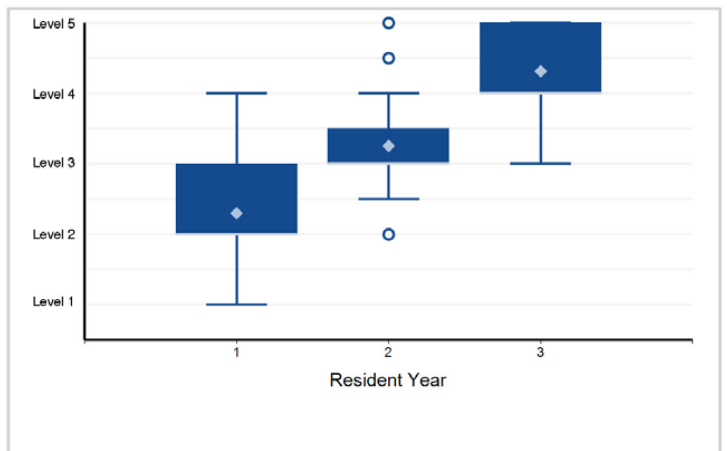
16. Practice-Based Learning and Improvement - Practice-Based Learning and Improvement 1: Evidence-Based and Informed Practice



17. Practice-Based Learning and Improvement - Practice-Based Learning and Improvement 2: Reflective Practice and Commitment ...



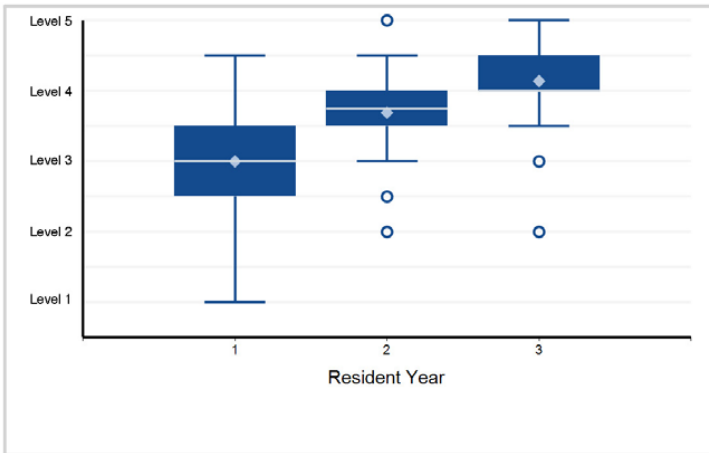
18. Practice-Based Learning and Improvement - Practice-Based Learning and Improvement 3: Scholarly Activity



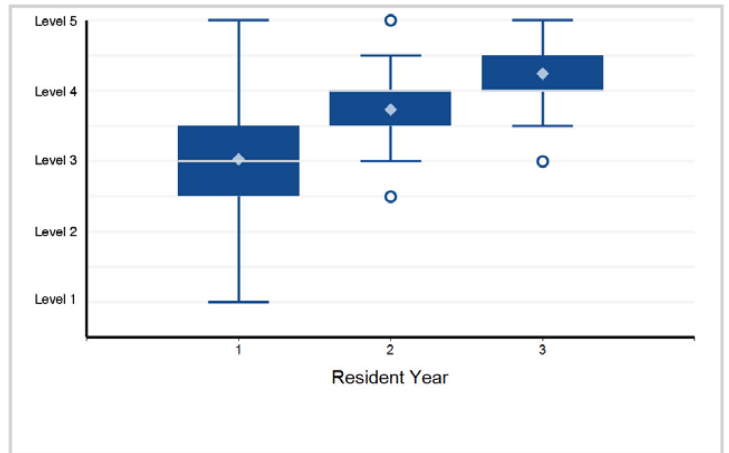
Specialty Box Plot Report - Milestone Evaluation by Resident/Fellow Year: Year-End 2023-2024

SUBSPECIALTY: Maternal-Fetal Medicine

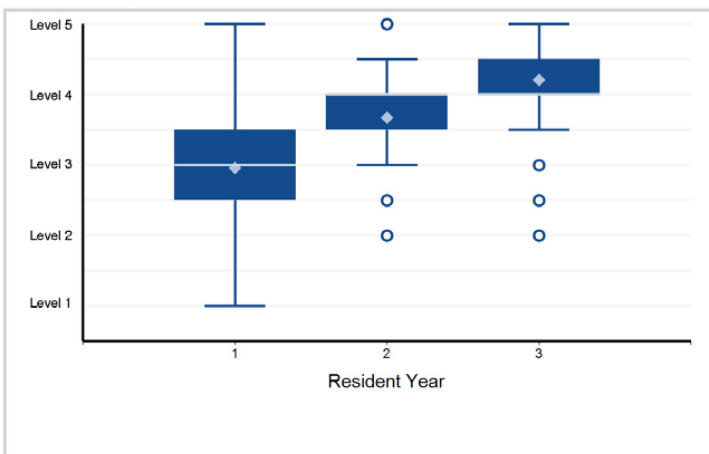
19. Professionalism - Professionalism 1: Professional Behavior



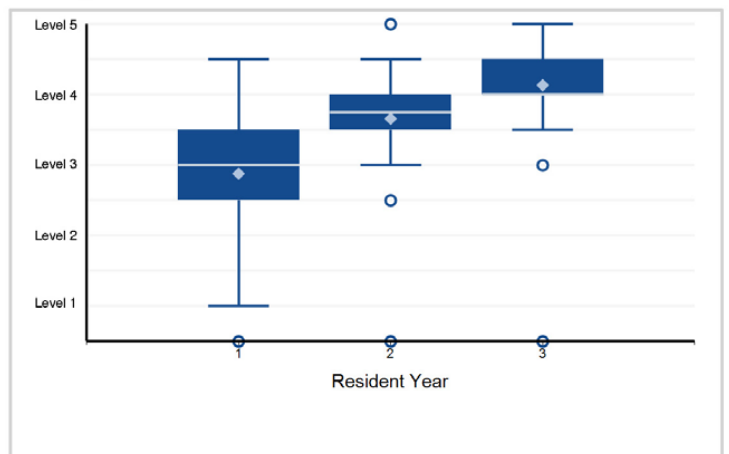
20. Professionalism - Professionalism 2: Ethical Principles



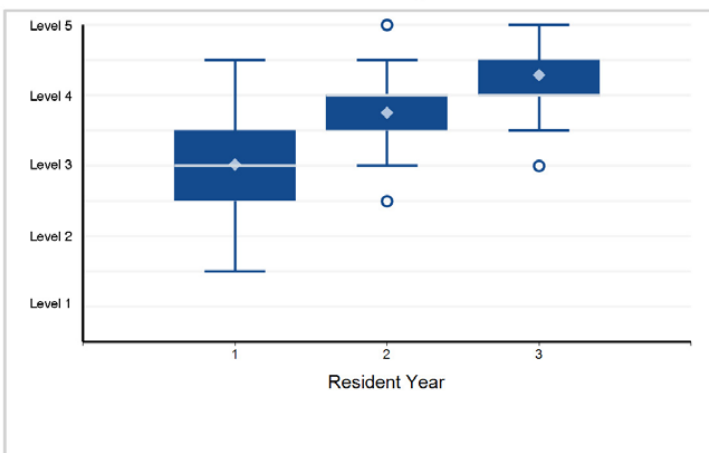
21. Professionalism - Professionalism 3: Accountability/Conscientiousness



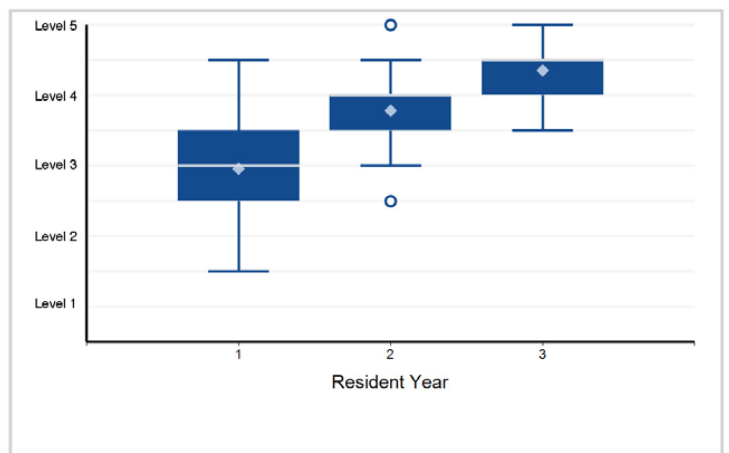
22. Professionalism - Professionalism 4: Self-Awareness and Help-Seeking Behaviors



23. Interpersonal and Communication Skills - Interpersonal and Communication Skills 1: Patient- and Family-Centered Communication



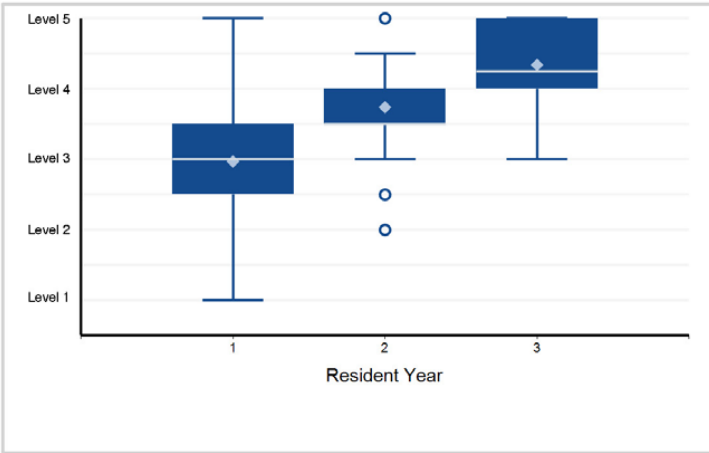
24. Interpersonal and Communication Skills - Interpersonal and Communication Skills 2: Patient Counseling ...



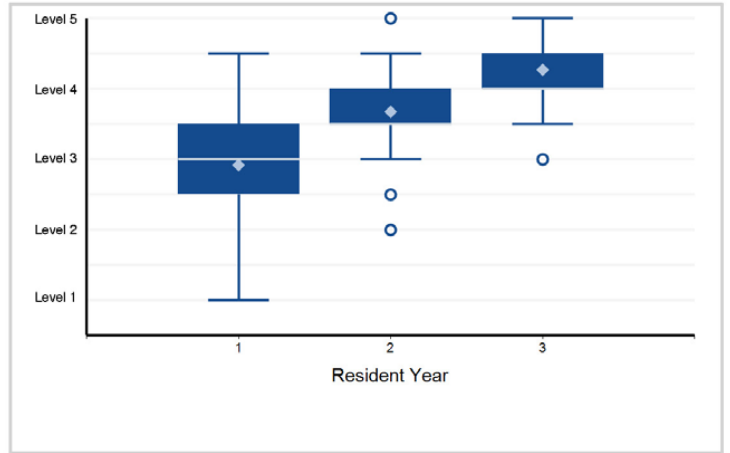
Specialty Box Plot Report - Milestone Evaluation by Resident/Fellow Year: Year-End 2023-2024

SUBSPECIALTY: Maternal-Fetal Medicine

25. Interpersonal and Communication Skills - Interpersonal and Communication Skills 3: Interprofessional and Team Communication



26. Interpersonal and Communication Skills - Interpersonal and Communication Skills 4: Communication within Health Care Systems

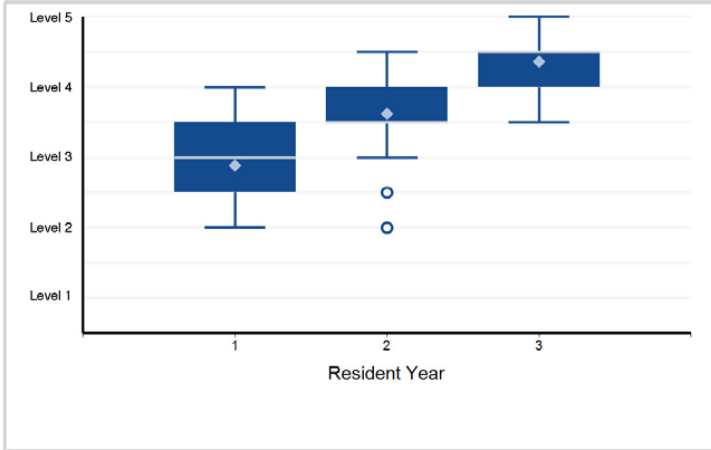


Specialty Box Plot Report - Milestone Evaluation by Resident/Fellow Year: Year-End 2023-2024

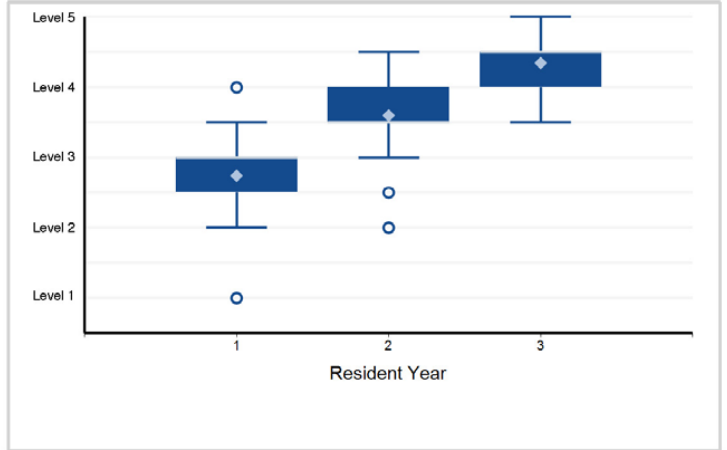
TABLE 69: SUBSPECIALTY: **Reproductive Endocrinology and Infertility**

Fellow Year	1	2	3	Total Fellows
# of Fellows	59	55	59	173

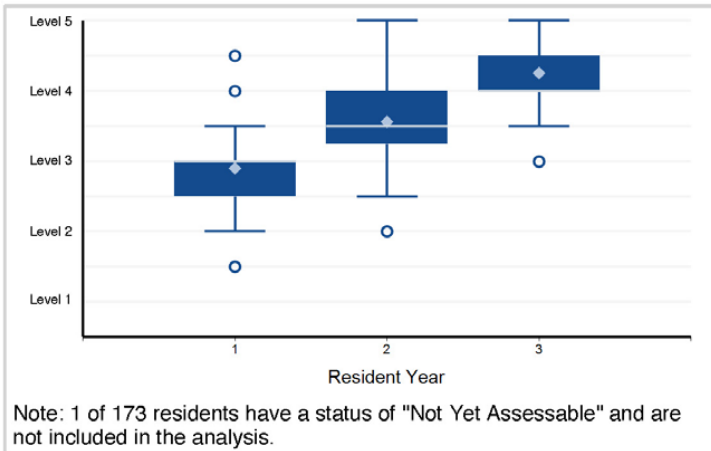
1. Patient Care - Patient Care 1: General Infertility Evaluation



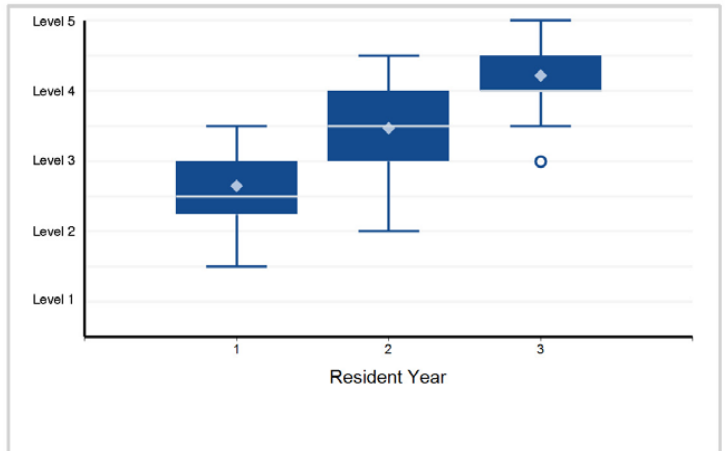
2. Patient Care - Patient Care 2: Ovulation Induction (OI) and Assisted Reproductive Technologies (ART)



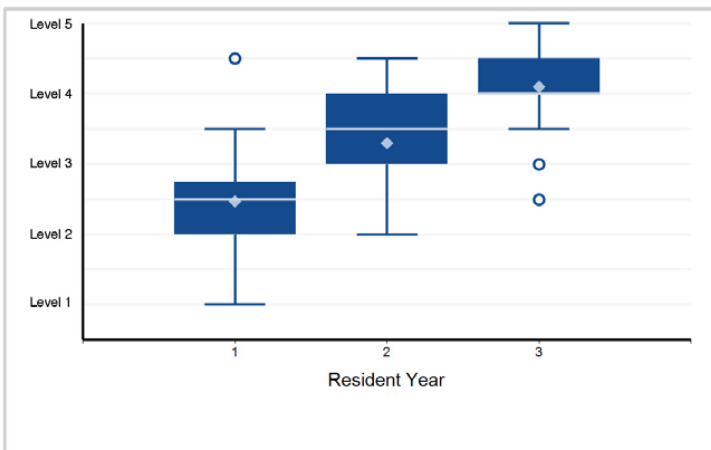
3. Patient Care - Patient Care 3: Surgery for Reproductive Disorders



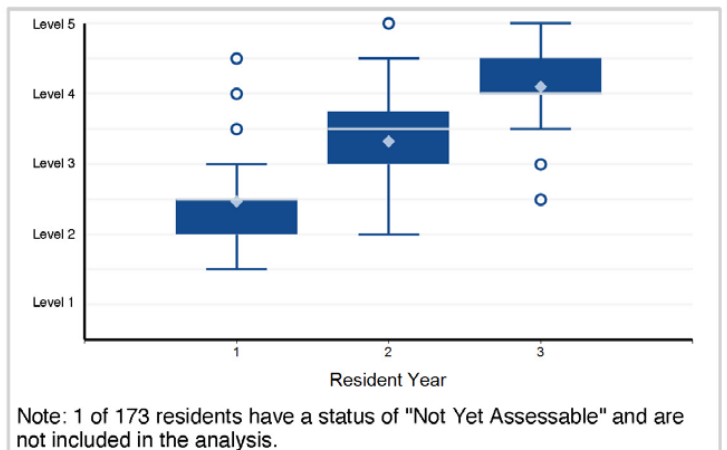
4. Medical Knowledge - Medical Knowledge 1: Diagnostic Techniques and Treatment Planning for Reproductive Disorders



5. Medical Knowledge - Medical Knowledge 2: Genetic Principles of Parent



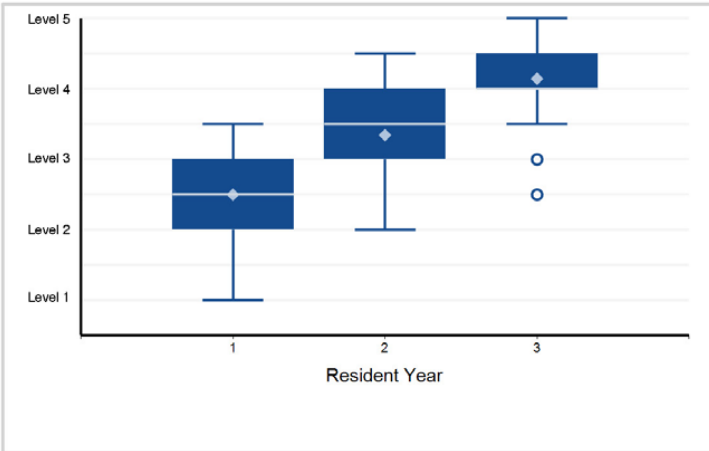
6. Medical Knowledge - Medical Knowledge 3: Genetic Principles of Gamete/Embryo



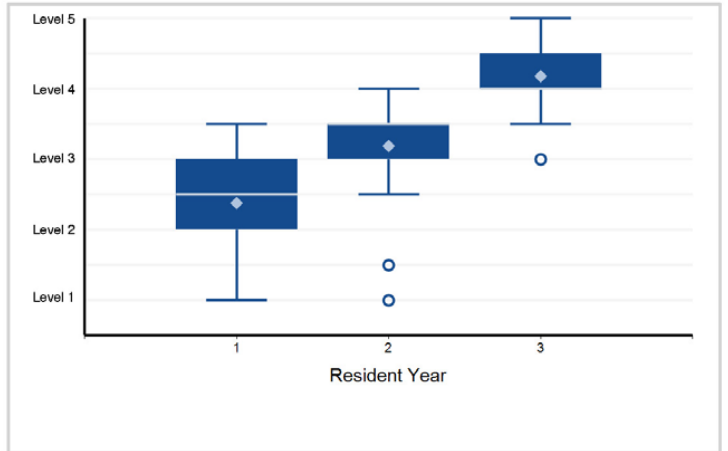
Specialty Box Plot Report - Milestone Evaluation by Resident/Fellow Year: Year-End 2023-2024

SUBSPECIALTY: Reproductive Endocrinology and Infertility

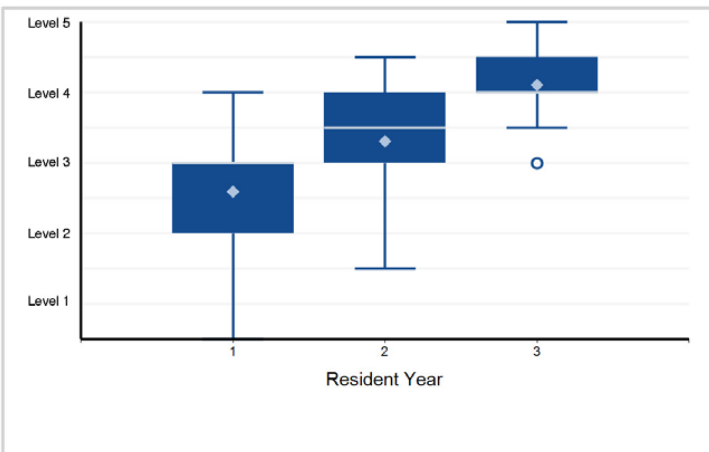
7. Medical Knowledge - Medical Knowledge 4: Reproductive Medicine and Neuroendocrinology



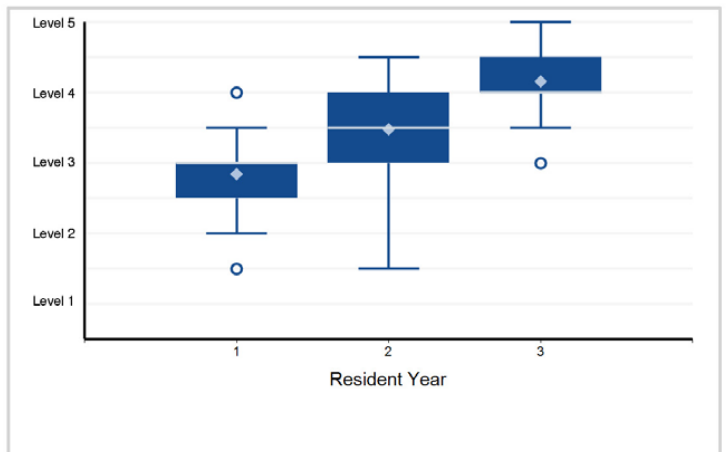
8. Medical Knowledge - Medical Knowledge 5: Andrology and Embryology



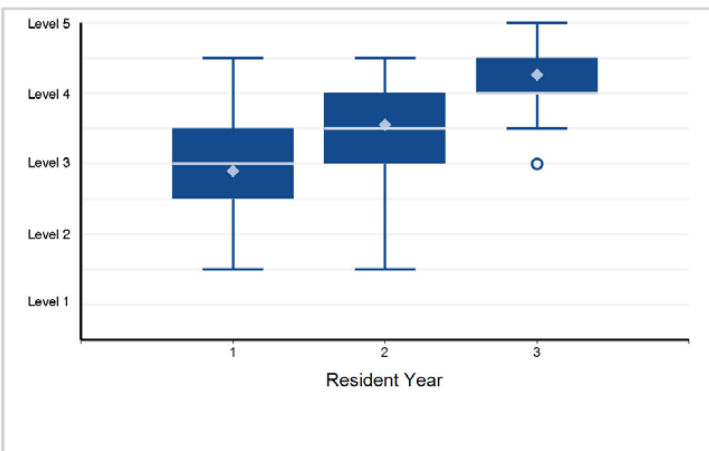
9. Systems-Based Practice - Systems-Based Practice 1: Patient Safety and Quality Improvement



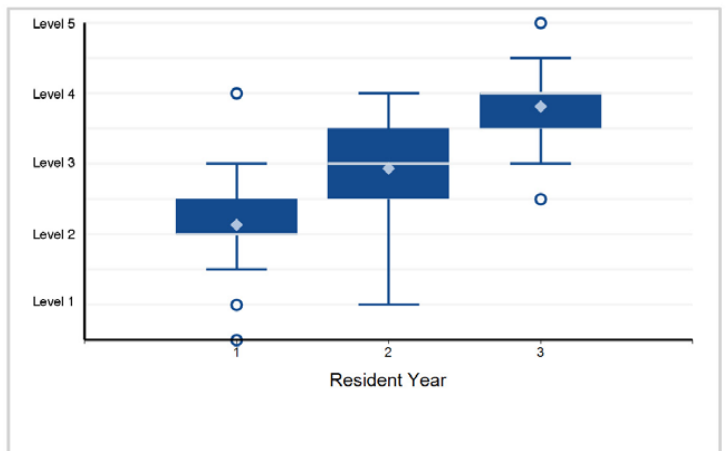
10. Systems-Based Practice - Systems-Based Practice 2: System Navigation for Patient Centered Care



11. Systems-Based Practice - Systems-Based Practice 3: Physician Role in Health Care Systems



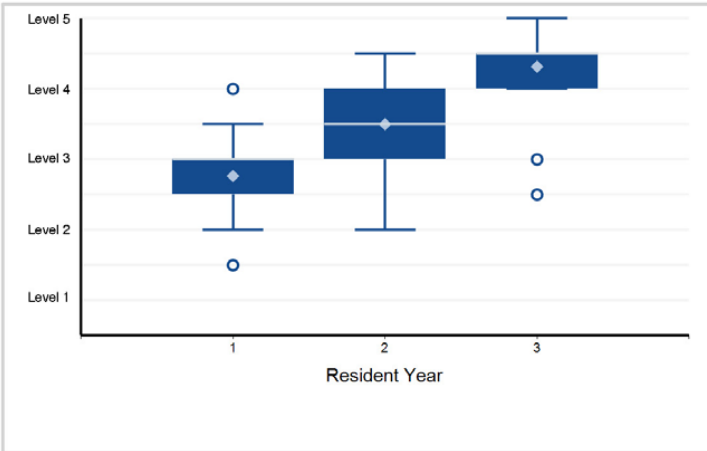
12. Systems-Based Practice - Systems-Based Practice 4: Regulatory



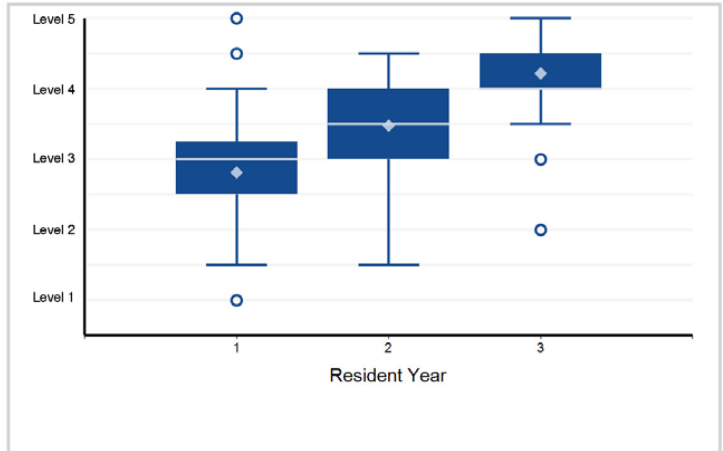
Specialty Box Plot Report - Milestone Evaluation by Resident/Fellow Year: Year-End 2023-2024

SUBSPECIALTY: Reproductive Endocrinology and Infertility

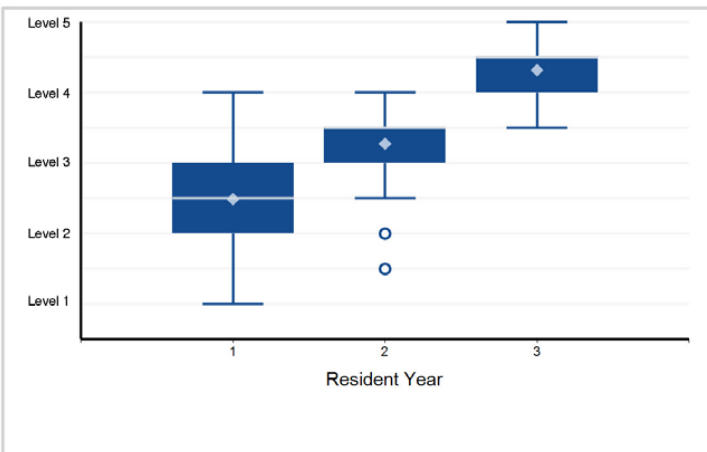
13. Practice-Based Learning and Improvement - Practice-Based Learning and Improvement 1: Evidence-Based and Informed Practice



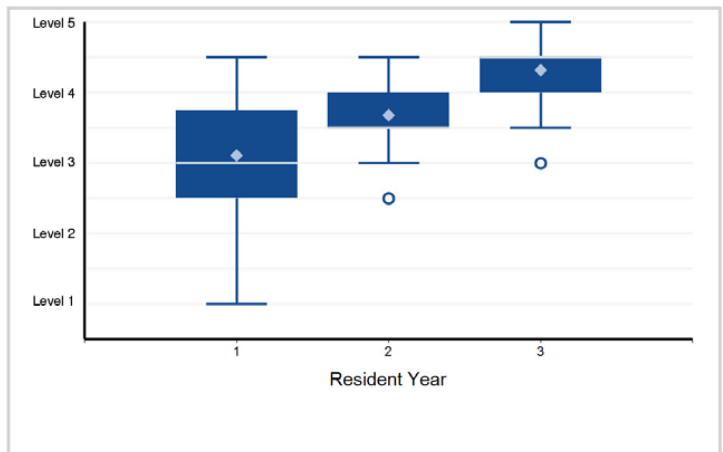
14. Practice-Based Learning and Improvement - Practice-Based Learning and Improvement 2: Reflective Practice and Commitment ...



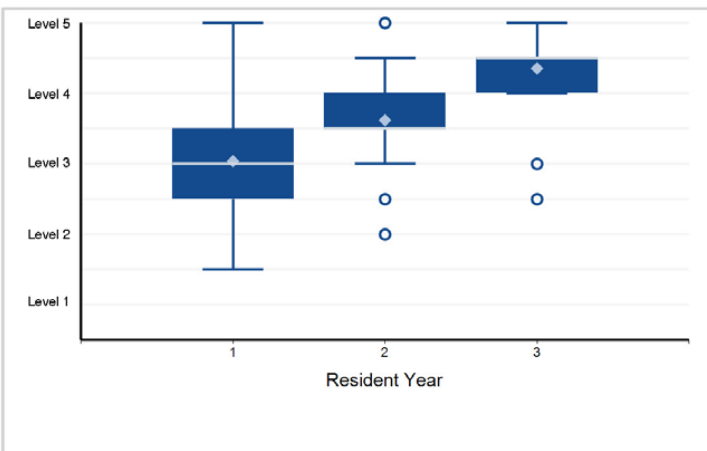
15. Practice-Based Learning and Improvement - Practice-Based Learning and Improvement 3: Scholarly Activity



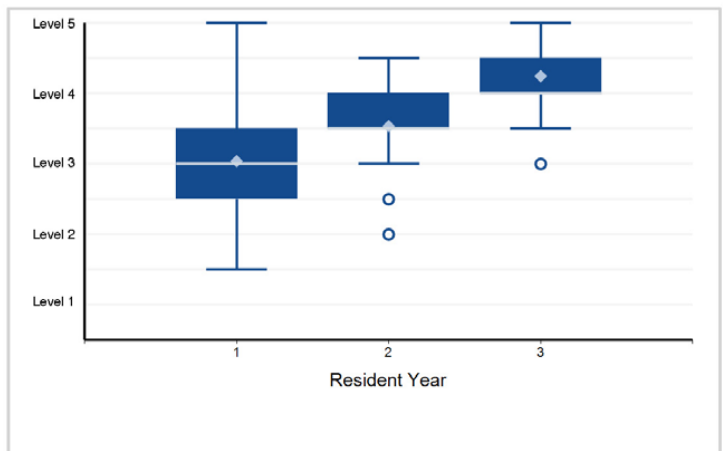
16. Professionalism - Professionalism 1: Professional Behavior and Ethical Principles



17. Professionalism - Professionalism 2: Accountability/Conscientiousness



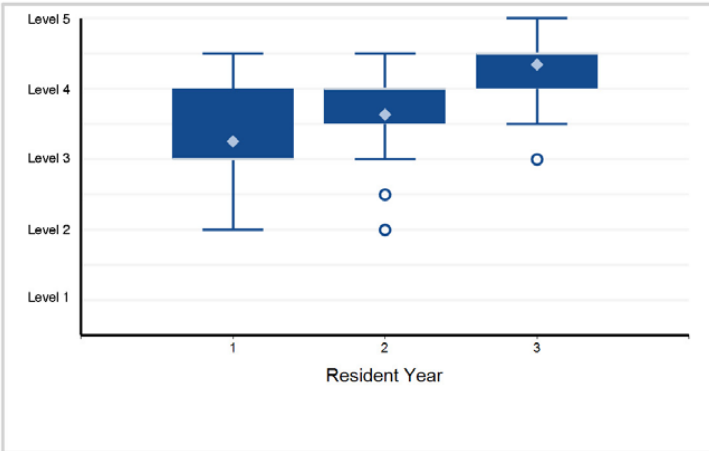
18. Professionalism - Professionalism 3: Self-Awareness and Help-Seeking



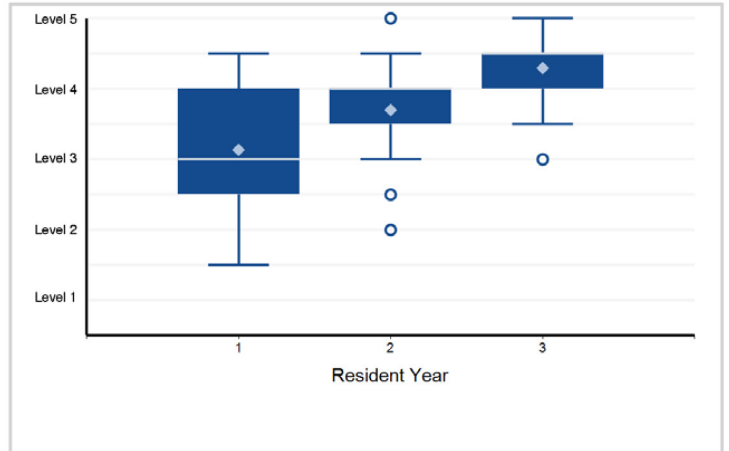
Specialty Box Plot Report - Milestone Evaluation by Resident/Fellow Year: Year-End 2023-2024

SUBSPECIALTY: Reproductive Endocrinology and Infertility

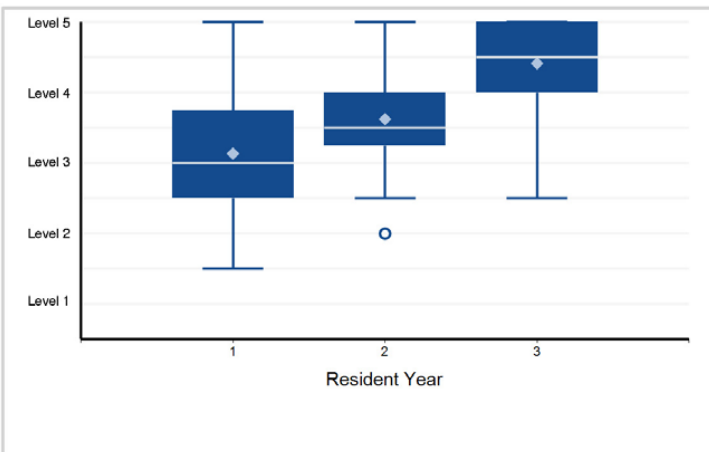
19. Interpersonal and Communication Skills - Interpersonal and Communication Skills 1: Patient- and Family-Centered Communication



20. Interpersonal and Communication Skills - Interpersonal and Communication Skills 2: Patient Counseling ...



21. Interpersonal and Communication Skills - Interpersonal and Communication Skills 3: Interprofessional and Team Communication



22. Interpersonal and Communication Skills - Interpersonal and Communication Skills 4: Communication within Health Care Systems

